

OEM Machine Builder Products

01/30/2025



info@cesehsa.com.mx

cesehsa.com.mx



OEM Machine Builder Products

01/30/2025

This catalog is a custom document and the products included is based on your unique selection from portions of complete catalogs that already exist. Please refer to our full catalogs for more information on products not included in this customized document.

Table of Contents

OEM Machine Builder Products

GR-OEM-1

OEM Machine Builder Products

01/30/2025

Table of Contents (continued)

OEM PRODUCTS


OEM Products | Product Overview

DESTACO's Robohand G110 pneumatic grippers offer affordable gripping solutions that match the price and performance expectations for machine builders and OEM markets.

Engineered to provide better performance, lower maintenance and faster operation, the Robohand OEM solutions deliver high on value for cost sensitive applications.



OEM Pneumatic Parallel Grippers

Model	Stroke mm [in]	Grip Force N [lbf]	Operating Environment	Special Features	Page GR-OEM-#
G110 	5-50 [0.20-1.97]	56-558 [13-125]	IP54, -35° to 80°C [-30° to 180°F]	Extended vertical jaw option (G120). Finger interchangeable with competing models. Wide range of stroke and bore sizes.	3

OEM PRODUCTS

OEM Products | Product Overview

G110 Series - OEM Pneumatic Parallel Grippers

The G110 series family of grippers include 20 model sizes with varying stroke options. An extended jaw option (G120) is offered that is finger compatible with competing products for easier upgrades.



G120 Extended Jaw Option: 100% Finger Compatible



Size	Total Rated Grip Force	Stroke Availability											
		5mm	6mm	10mm	12mm	15mm	18mm	20mm	24mm	25mm	30mm	40mm	50mm
08M	56N [13 lbf]	•		•		•		•		•			
11M	104N [23 lbf]	•		•		•		•		•			
18M	260N [58 lbf]		•		•		•		•		•		
25M	558N [125 lbf]			•				•			•	•	•

G110 SERIES

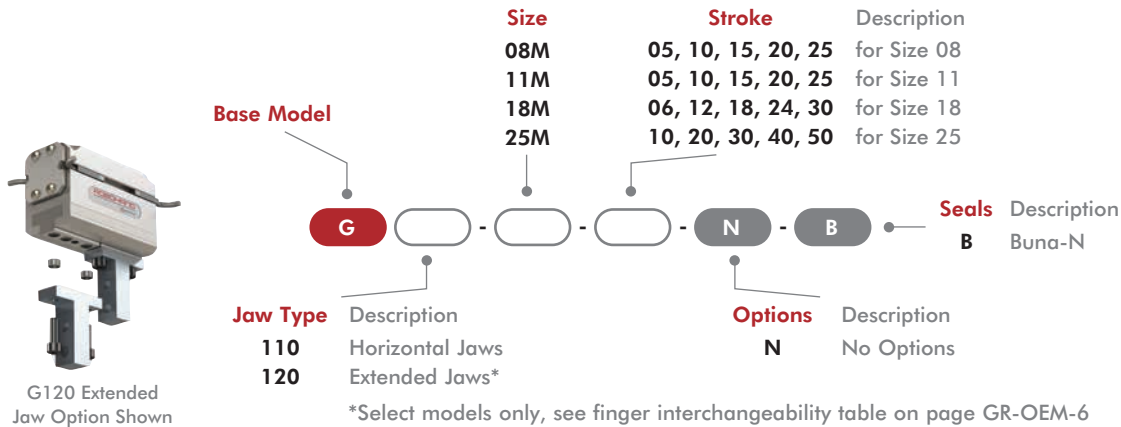
OEM Parallel Grippers | Features and Benefits | How To Order

Features:

- 20 different models sized to match your application needs
- Fast actuations from 60mS
- Multiple stroke options from 5mm to 50mm
- High grip force, small package from 56N to 558N [13 to 125 lbf]
- Shielded design for clean to moderate manufacturing environments
- Interchangeable gripper fingers with competitive units using extended jaw option
- Locating sleeves for precise finger mounting included with gripper



How To Order



Accessories

G110 Common Accessories	Model Numbers	Part Number	Qty/Unit
Sensor, NPN magneto resistive type, 4mm Barrel	All Models	OHSN-021	1-4
Sensor, PNP magneto resistive type, 4mm Barrel	All Models	OHSP-021	1-4
Cable straight, quick disconnect, socket, 3 conductor, 2M length	All Models	CABL-010	1-4

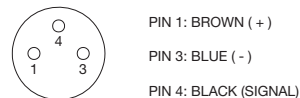
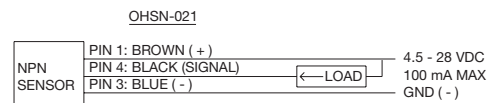
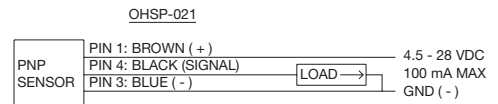
*Sensor and cable sold separately.



Cable Straight, Quick Disconnect, Socket, 3 Conductor, 2M Length



Long Barrel 4mm Straight Sensor



G110 SERIES

OEM Parallel Grippers | Accessories

G110-08M, G120-08M	Part Number	Qty/Unit
Pneumatic air fitting, straight M3 screw to 3mm tube push-in	PLFT-021	2
Jaw locating sleeve for precise finger mounting	20961-11	4
Seal Kit (includes): End gasket G110-08M (Qty 2) Seal: U-cup Buna replacement seal (Qty 4) Button head socket cap screws (Qty 8)	SLKT-244	1
G110-11M, G120-11M	Part Number	Qty/Unit
Pneumatic air fitting, straight M3 screw to 3mm tube push-in	PLFT-021	2
Jaw locating sleeve for precise finger mounting	20961-11	4
Seal Kit (includes): End gasket G110-11M (Qty 2) Seal: U-cup Buna replacement seal (Qty 4) Button head socket cap screws (Qty 8)	SLKT-245	1
G110-18M, G120-18M	Part Number	Qty/Unit
Pneumatic air fitting, right angle, M5 screw to 6mm tube push-in	PLFT-041	2
Valve kit, failsafe, M5 ports	OFSV-004	1
Jaw locating sleeve for precise finger mounting	20962-11	4
Seal Kit (includes): End gasket G110-18M (Qty 2) Seal: U-cup Buna replacement seal (Qty 4) Button head socket cap screws (Qty 8)	SLKT-246	1
G110-25M, G120-25M	Part Number	Qty/Unit
Pneumatic air fitting, right angle, M5 screw to 6mm tube push-in	PLFT-041	2
Valve kit, failsafe, M5 ports	OFSV-004	1
Jaw locating sleeve for precise finger mounting	20963-11	4
Seal Kit (includes): End gasket G110-25M (Qty 2) Seal: U-cup Buna replacement seal (Qty 4) Button head socket cap screws (Qty 8)	SLKT-247	1



Pneumatic Air Fittings



End Gasket



Jaw Locating Sleeve for Precise Finger Mounting



Valve Kit, Failsafe, M5 Ports



U-cup Buna Replacement Seal



Button Head Socket Cap Screws

G110 SERIES

OEM Parallel Grippers | Quick Installation Kits

Commissioning Kits for Easy Ordering

- Includes just what you need for easy installation
- One quick installation kit required per gripper
- Fast, simple convenient ordering



2 Sensors



2 Air Fittings



4 Jaw Locating Finger Sleeves




4 Finger Mounting Screws

G110-08M, G120-08M	Includes	Part Number	Qty/Kit
Sensor, PNP magneto resistive type, 4mm barrel	OHSP-021	G110-QKST-101	2
Pneumatic air fitting, M3 screw to 3mm tube push-in	PLFT-021		2
Jaw locating sleeve for precise finger mounting	20961-11		4
Finger mounting screws	SHSM025C10		4
G110-11M, G120-11M	Includes	Part Number	Qty/Kit
Sensor, PNP magneto resistive type, 4mm barrel	OHSP-021	G110-QKST-102	2
Pneumatic air fitting, M3 screw to 3mm tube push-in	PLFT-021		2
Jaw locating sleeve for precise finger mounting	20961-11		4
Finger mounting screws	SHSM03C10		4
G110-18M, G120-18M	Includes	Part Number	Qty/Kit
Sensor, PNP magneto resistive type, 4mm barrel	OHSP-021	G110-QKST-103	2
Pneumatic air fitting, right angle, M5 screw to 6mm tube push-in	PLFT-041		2
Jaw locating sleeve for precise finger mounting	20962-11		4
Finger mounting screws	SHSM04C12		4
G110-25M, G120-25M	Includes	Part Number	Qty/Kit
Sensor, PNP magneto resistive type, 4mm barrel	OHSP-021	G110-QKST-104	2
Pneumatic air fitting, right angle, M5 screw to 6mm tube push-in	PLFT-041		2
Jaw locating sleeve for precise finger mounting	20963-11		4
Finger mounting screws	SHSM05C16		4

G110 Series Interchangeable Fingers with Extended Gripper Jaw Option. Fast Gripper Commissioning

- Re-use your existing gripper fingers
- Same finger mounting hole pattern as competitive units
- G110 Series Grippers Deliver:
 - Low Maintenance Shielded Design
 - Smooth Rack and Pinion Operation
 - Fast actuations from 60mS
 - Low height profile
 - All-in-one Commissioning Kits

G120 Extended Jaw Option: 100% Finger Compatible



G120 Extended Jaw Option, Finger Interchangeability Table*

(G120 units ship with extended jaw option installed)

Extended Jaw Option Part Number	Mounts to G110 Series Part Number	Compatible with SMC Part Number	Application Notes
G110-FNGR-08M-05	G110-08M-05-N-B	MHZ2-10	G110 has 1mm extra stroke, 9N extra force
G110-FNGR-08M-10	G110-08M-10-N-B	MHZL2-10	G110 has 2mm extra stroke, 10N extra force
G110-FNGR-11M-05	G110-11M-05-N-B	MHZ2-16	G110 has 1mm extra stroke, 13N less force
G110-FNGR-11M-10	G110-11M-10-N-B	MHZL2-16	G110 has 2mm extra stroke, 11N less force
G110-FNGR-18M-12	G110-18M-12-N-B	MHZ2-25	G110 has 2mm extra stroke, 24N extra force
G110-FNGR-18M-24	G110-18M-24-N-B	MHZL2-25	G110 has 2mm extra stroke, 46N extra force
G110-FNGR-25M-20	G110-25M-20-N-B	MHZ2-32	G110 has 2mm extra stroke, 20N less force

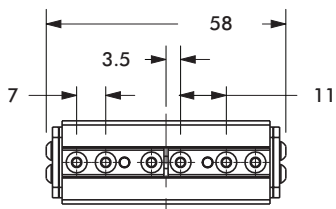
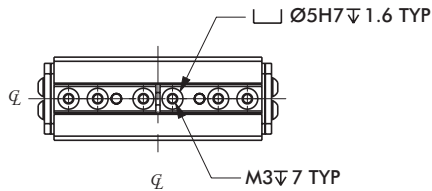
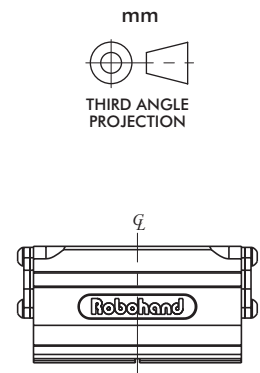
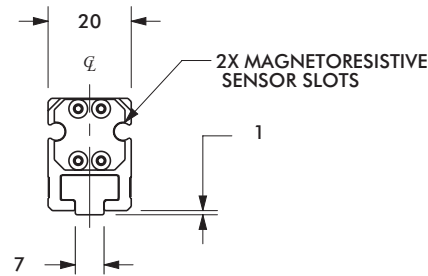
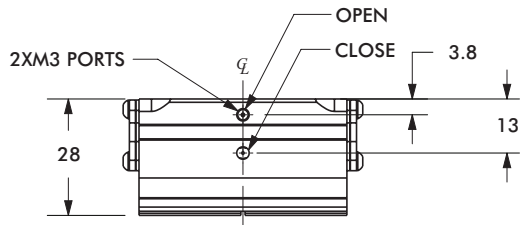
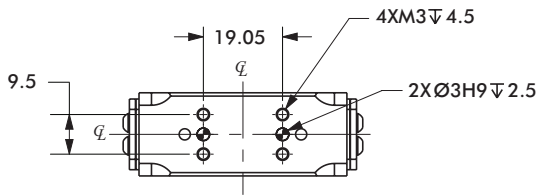
*Verify acceptable stroke and force changes in the table above for your application. G120 units are shipped with the extended jaw option mounted from factory. SMC is a registered trademark of SMC Corporation.

G110-08M

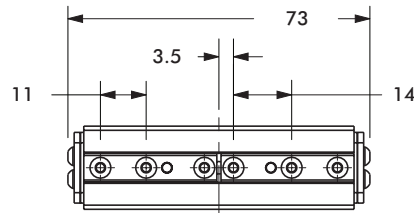
OEM Parallel Grippers | Dimensions and Technical Specifications



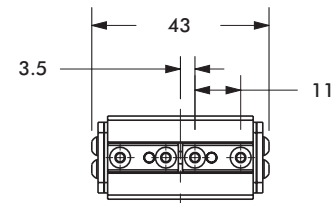
Specifications	Units	08M
Total Rated Grip Force	N [lbf]	56 [13]
Pressure Range	bar [psi]	3-7 [40-100]
Cylinder Bore Diameter	mm [in]	8 [0.31]
Temperature Range (Buna-N Seals)	°C [°F]	-35°~80° [-30°~180°]
Accuracy	mm [in]	±.05 [0.002]
Repeatability	mm [in]	±.05 [0.002]
Valve Required to Actuate		4 way 2 position



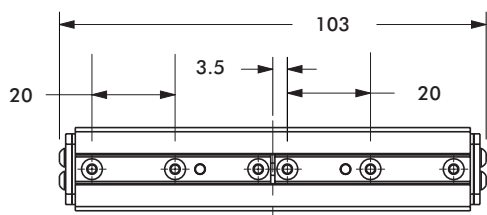
G110-08M-10



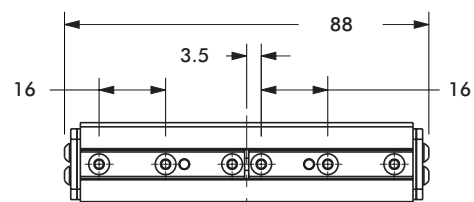
G110-08M-15



G110-08M-05

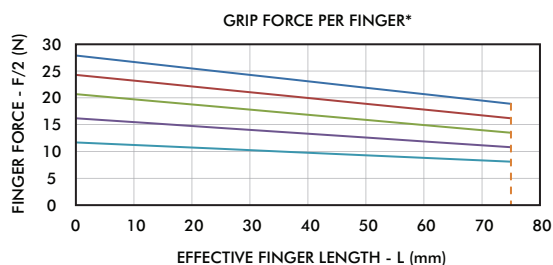
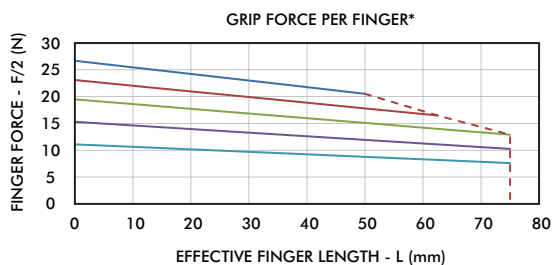
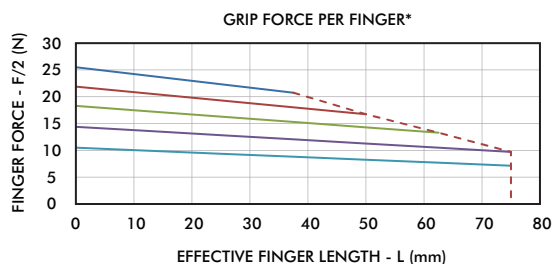
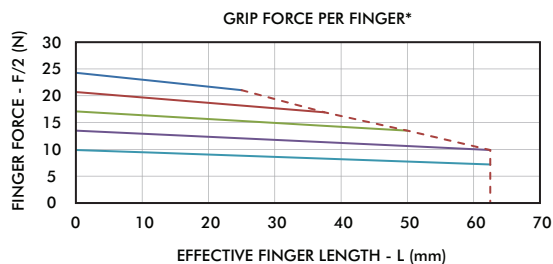
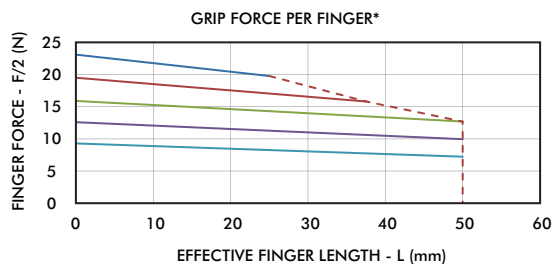


G110-08M-25



G110-08M-20

OEM Parallel Grippers | Technical Specifications



- 7 bar (102 psi)
- 6 bar (87 psi)
- 5 bar (73 psi)
- 4 bar (58 psi)
- 3 bar (44 psi)
- - - MAX FINGER LENGTH

Specifications	Units	08M-05
Stroke	mm [in]	5 [0.20]
Weight	kg [lbs]	0.06 [0.13]
Displacement	cc [cu-in]	0.3 [0.02]
Actuation (open/close)	sec.	0.06
Max Tensile Load on Jaws	N [lbf]	156 [35]
Max Compressive Load on Jaws	N [lbf]	356 [80]
Max Moment on Jaws	Nm [in-lbs]	3.4 [30]

Specifications	Units	08M-10
Stroke	mm [in]	10 [0.39]
Weight	kg [lbs]	0.09 [0.20]
Displacement	cc [cu-in]	0.5 [0.03]
Actuation (open/close)	sec.	0.07
Max Tensile Load on Jaws	N [lbf]	178 [40]
Max Compressive Load on Jaws	N [lbf]	378 [86]
Max Moment on Jaws	Nm [in-lbs]	4 [35]

Specifications	Units	08M-15
Stroke	mm [in]	15 [0.59]
Weight	kg [lbs]	0.11 [0.24]
Displacement	cc [cu-in]	0.7 [0.05]
Actuation (open/close)	sec.	0.08
Max Tensile Load on Jaws	N [lbf]	200 [45]
Max Compressive Load on Jaws	N [lbf]	400 [90]
Max Moment on Jaws	Nm [in-lbs]	4.6 [40]

Specifications	Units	08M-20
Stroke	mm [in]	20 [0.79]
Weight	kg [lbs]	0.14 [0.31]
Displacement	cc [cu-in]	1.0 [0.06]
Actuation (open/close)	sec.	0.09
Max Tensile Load on Jaws	N [lbf]	222 [50]
Max Compressive Load on Jaws	N [lbf]	423 [95]
Max Moment on Jaws	Nm [in-lbs]	5.0 [45]

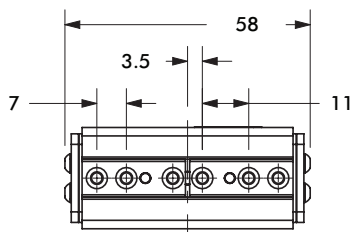
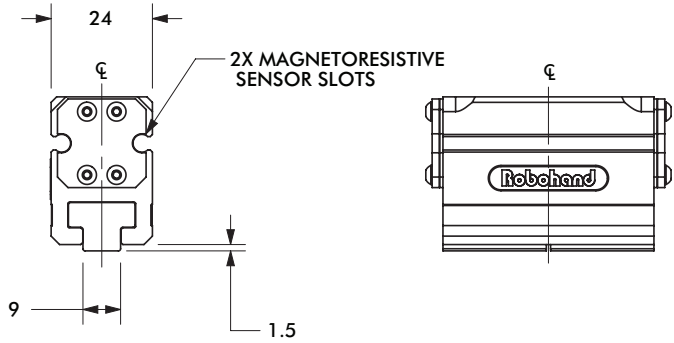
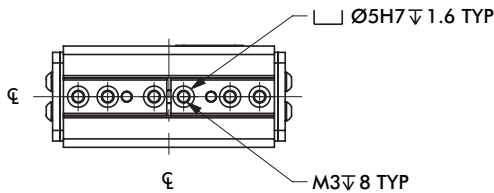
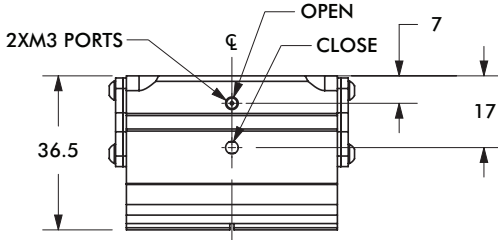
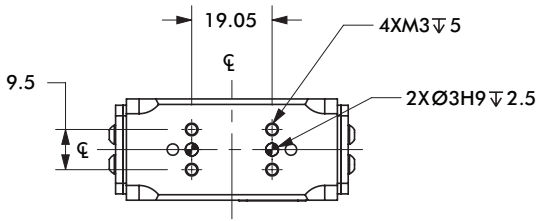
Specifications	Units	08M-25
Stroke	mm [in]	25 [0.98]
Weight	kg [lbs]	0.17 [0.37]
Displacement	cc [cu-in]	1.2 [0.08]
Actuation (open/close)	sec.	0.10
Max Tensile Load on Jaws	N [lbf]	245 [55]
Max Compressive Load on Jaws	N [lbf]	445 [100]
Max Moment on Jaws	Nm [in-lbs]	5.6 [50]

G110-11M

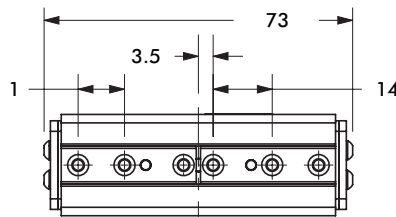
OEM Parallel Grippers | Dimensions and Technical Specifications



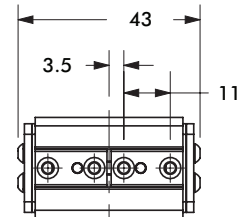
Specifications	Units	11M
Total Rated Grip Force	N [lbf]	104 [23]
Pressure Range	bar [psi]	3-7 [40-100]
Cylinder Bore Diameter	mm [in]	11 [0.44]
Temperature Range (Buna-N Seals)	°C [°F]	-35°~80° [-30°~180°]
Accuracy	mm [in]	±.05 [0.002]
Repeatability	mm [in]	±.05 [0.002]
Valve Required to Actuate		4 way 2 position



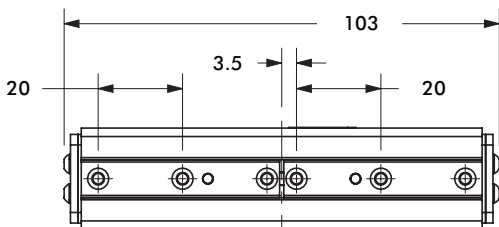
G110-11M-10



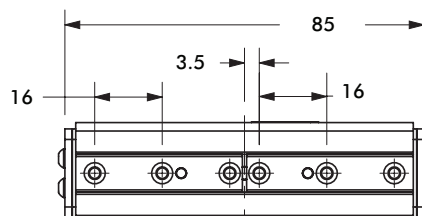
G110-11M-15



G110-11M-05

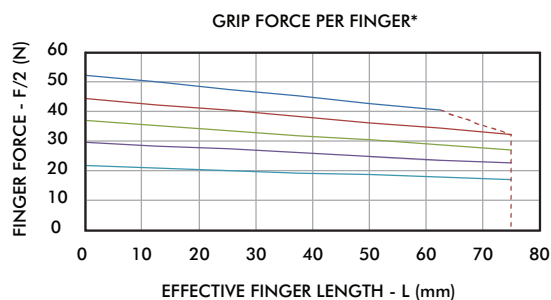
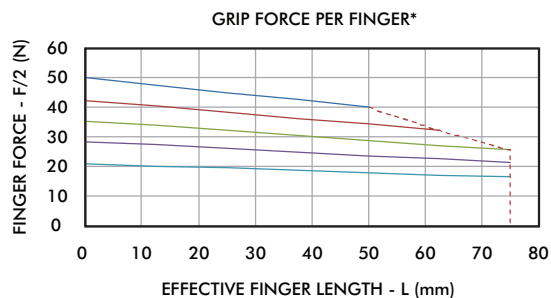
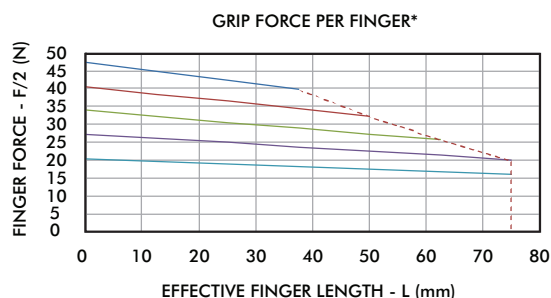
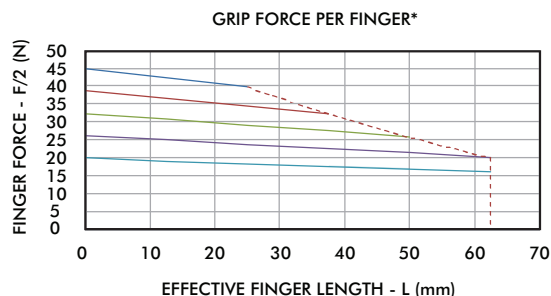
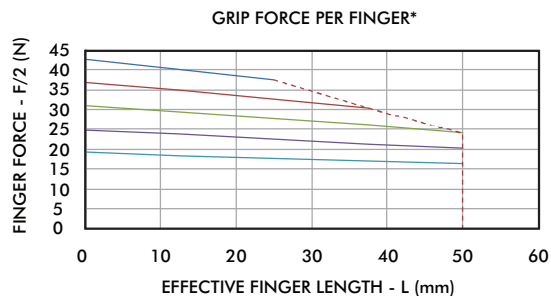


G110-11M-25



G110-11M-20

OEM Parallel Grippers | Technical Specifications



Specifications	Units	11M-05
Stroke	mm [in]	5 [0.20]
Weight	kg [lbs]	0.09 [0.20]
Displacement	cc [cu-in]	0.5 [0.03]
Actuation (open/close)	sec.	0.08
Max Tensile Load on Jaws	N [lbf]	311 [70]
Max Compressive Load on Jaws	N [lbf]	712 [160]
Max Moment on Jaws	Nm [in-lbs]	7 [60]

Specifications	Units	11M-10
Stroke	mm [in]	10 [0.39]
Weight	kg [lbs]	0.13 [0.29]
Displacement	cc [cu-in]	1.0 [0.06]
Actuation (open/close)	sec.	0.09
Max Tensile Load on Jaws	N [lbf]	350 [80]
Max Compressive Load on Jaws	N [lbf]	750 [170]
Max Moment on Jaws	Nm [in-lbs]	8 [70]

Specifications	Units	11M-15
Stroke	mm [in]	15 [0.59]
Weight	kg [lbs]	0.17 [0.37]
Displacement	cc [cu-in]	1.5 [0.09]
Actuation (open/close)	sec.	0.10
Max Tensile Load on Jaws	N [lbf]	400 [90]
Max Compressive Load on Jaws	N [lbf]	800 [180]
Max Moment on Jaws	Nm [in-lbs]	9 [80]

Specifications	Units	11M-20
Stroke	mm [in]	20 [0.79]
Weight	kg [lbs]	0.21 [0.46]
Displacement	cc [cu-in]	1.9 [0.12]
Actuation (open/close)	sec.	0.11
Max Tensile Load on Jaws	N [lbf]	445 [100]
Max Compressive Load on Jaws	N [lbf]	845 [190]
Max Moment on Jaws	Nm [in-lbs]	10 [90]

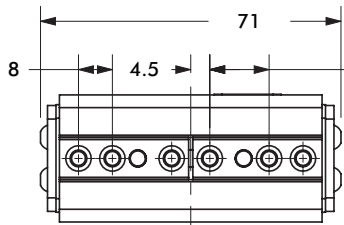
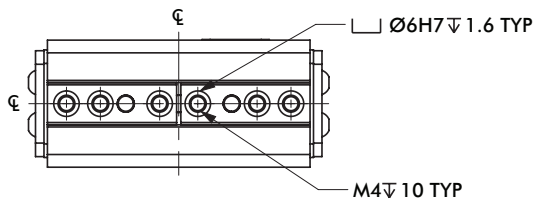
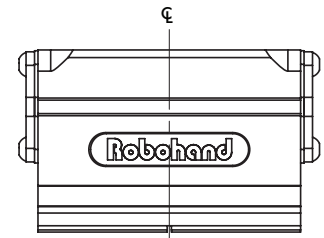
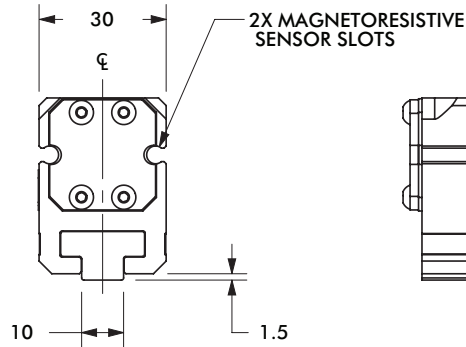
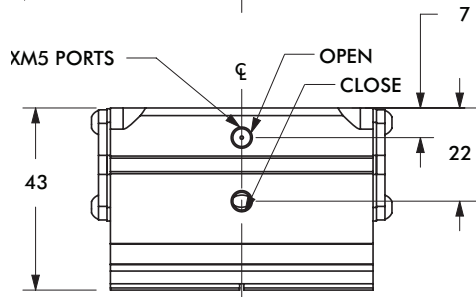
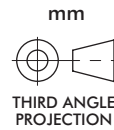
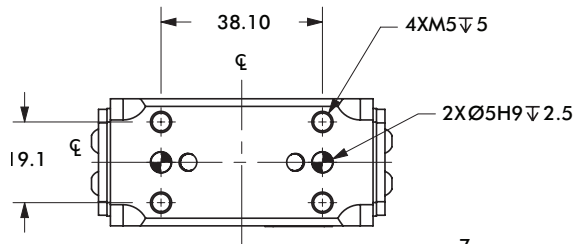
Specifications	Units	11M-25
Stroke	mm [in]	25 [0.98]
Weight	kg [lbs]	0.25 [0.55]
Displacement	cc [cu-in]	1.2 [0.15]
Actuation (open/close)	sec.	0.12
Max Tensile Load on Jaws	N [lbf]	490 [110]
Max Compressive Load on Jaws	N [lbf]	890 [200]
Max Moment on Jaws	Nm [in-lbs]	11 [100]

G110-18M

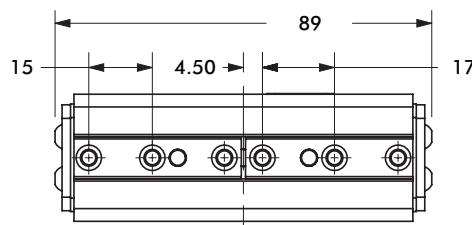
OEM Parallel Grippers | Dimensions and Technical Specifications



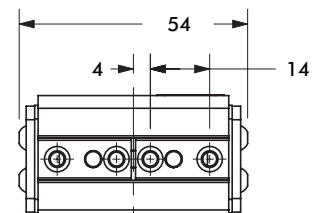
Specifications	Units	18M
Total Rated Grip Force	N [lbf]	260 [58]
Pressure Range	bar [psi]	3-7 [40-100]
Cylinder Bore Diameter	mm [in]	17.5 [0.69]
Temperature Range (Buna-N Seals)	°C [°F]	-35°~80° [-30°~180°]
Accuracy	mm [in]	±.05 [0.002]
Repeatability	mm [in]	±.05 [0.002]
Valve Required to Actuate		4 way 2 position



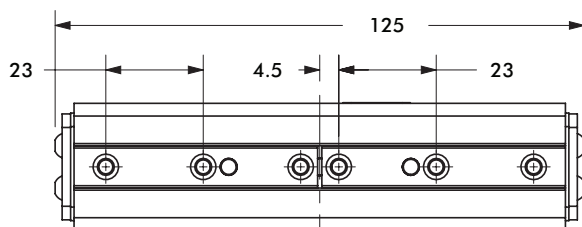
G110-18M-12



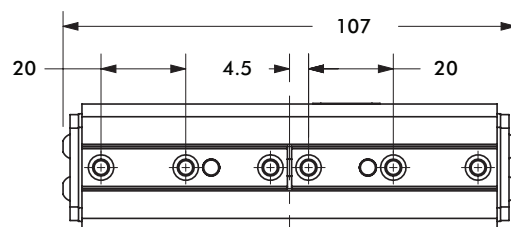
G110-18M-18



G110-18M-06

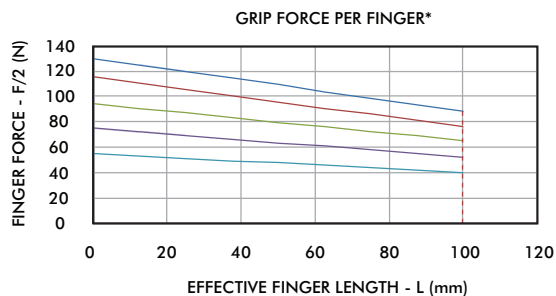
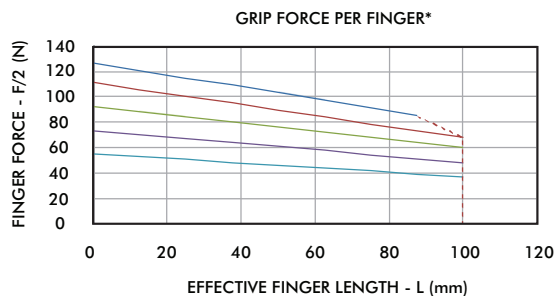
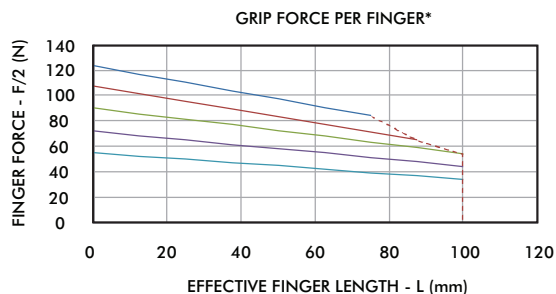
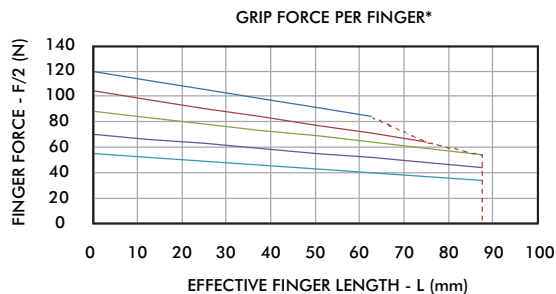
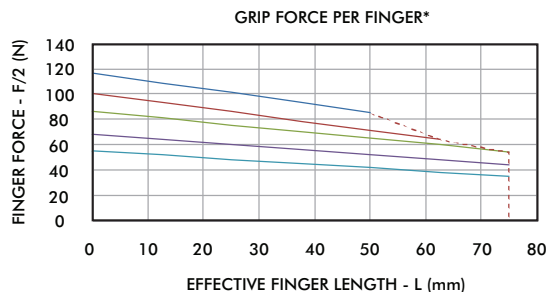


G110-18M-30



G110-18M-24

OEM Parallel Grippers | Technical Specifications



Specifications	Units	18M-06
Stroke	mm [in]	6 [0.24]
Weight	kg [lbs]	0.20 [0.44]
Displacement	cc [cu-in]	1.5 [0.09]
Actuation (open/close)	sec.	0.09
Max Tensile Load on Jaws	N [lbf]	778 [175]
Max Compressive Load on Jaws	N [lbf]	1779 [400]
Max Moment on Jaws	Nm [in-lbs]	17 [150]

Specifications	Units	18M-12
Stroke	mm [in]	12 [0.47]
Weight	kg [lbs]	0.22 [0.48]
Displacement	cc [cu-in]	2.9 [0.18]
Actuation (open/close)	sec.	0.13
Max Tensile Load on Jaws	N [lbf]	890 [200]
Max Compressive Load on Jaws	N [lbf]	1890 [425]
Max Moment on Jaws	Nm [in-lbs]	20 [175]

Specifications	Units	18M-18
Stroke	mm [in]	18 [0.71]
Weight	kg [lbs]	0.28 [0.62]
Displacement	cc [cu-in]	4.3 [0.26]
Actuation (open/close)	sec.	0.17
Max Tensile Load on Jaws	N [lbf]	1000 [225]
Max Compressive Load on Jaws	N [lbf]	2000 [450]
Max Moment on Jaws	Nm [in-lbs]	23 [200]

Specifications	Units	18M-24
Stroke	mm [in]	24 [0.94]
Weight	kg [lbs]	0.34 [0.75]
Displacement	cc [cu-in]	5.8 [0.35]
Actuation (open/close)	sec.	0.21
Max Tensile Load on Jaws	N [lbf]	1112 [250]
Max Compressive Load on Jaws	N [lbf]	2113 [475]
Max Moment on Jaws	Nm [in-lbs]	25 [225]

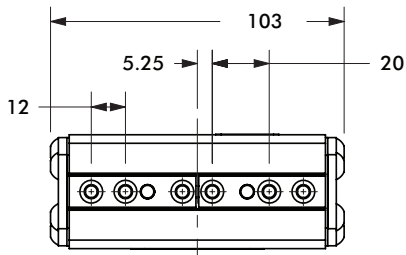
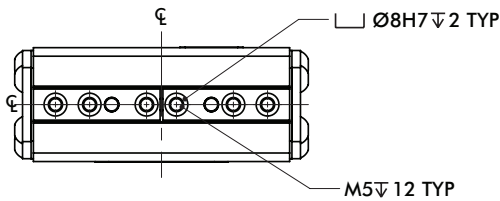
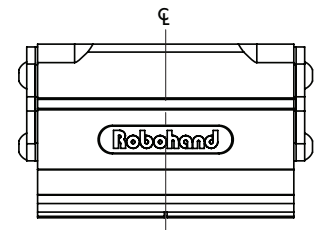
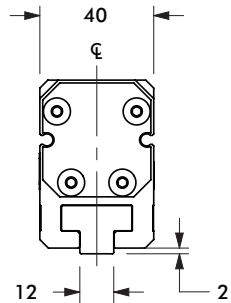
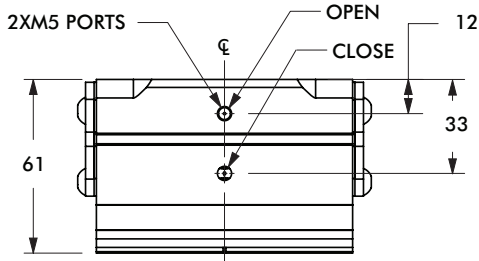
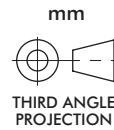
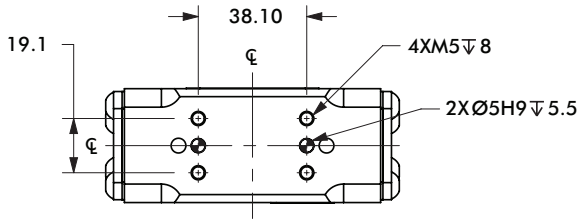
Specifications	Units	18M-30
Stroke	mm [in]	30 [1.18]
Weight	kg [lbs]	0.41 [0.90]
Displacement	cc [cu-in]	7.2 [0.44]
Actuation (open/close)	sec.	0.25
Max Tensile Load on Jaws	N [lbf]	1223 [275]
Max Compressive Load on Jaws	N [lbf]	2225 [500]
Max Moment on Jaws	Nm [in-lbs]	28 [250]

G110-25M

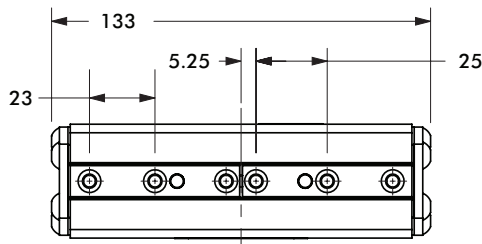
OEM Parallel Grippers | Dimensions and Technical Specifications



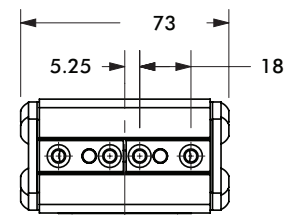
Specifications	Units	25M
Total Rated Grip Force	N [lbf]	558 [125]
Pressure Range	bar [psi]	3-7 [40-100]
Cylinder Bore Diameter	mm [in]	25 [1.00]
Temperature Range (Buna-N Seals)	°C [°F]	-35°~80° [-30°~180°]
Accuracy	mm [in]	±.05 [0.002]
Repeatability	mm [in]	±.05 [0.002]
Valve Required to Actuate		4 way 2 position



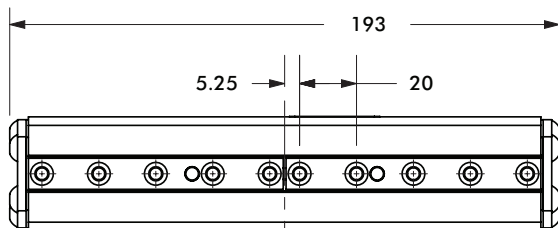
G110-25M-20



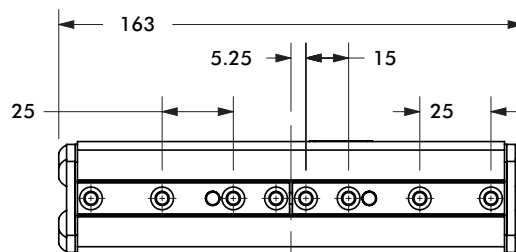
G110-25M-30



G110-25M-10

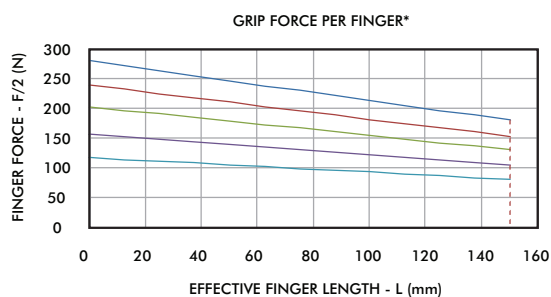
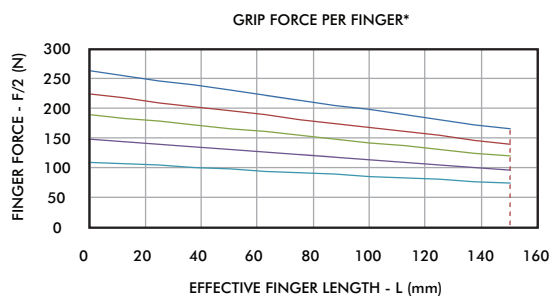
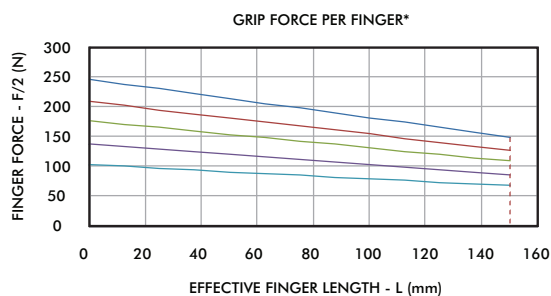
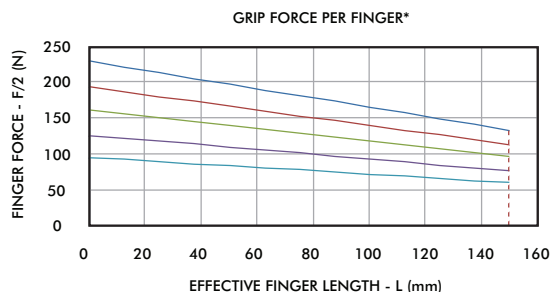
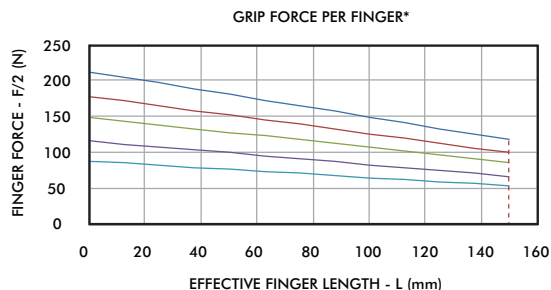


G110-25M-50



G110-25M-40

OEM Parallel Grippers | Technical Specifications



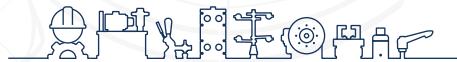
Specifications	Units	25M-10
Stroke	mm [in]	10 [0.39]
Weight	kg [lbs]	0.42 [0.92]
Displacement	cc [cu-in]	5.06 [0.31]
Actuation (open/close)	sec.	0.28
Max Tensile Load on Jaws	N [lbf]	1550 [350]
Max Compressive Load on Jaws	N [lbf]	3550 [800]
Max Moment on Jaws	Nm [in-lbs]	35 [300]

Specifications	Units	25M-20
Stroke	mm [in]	20 [0.79]
Weight	kg [lbs]	0.64 [1.41]
Displacement	cc [cu-in]	10.12 [0.62]
Actuation (open/close)	sec.	0.36
Max Tensile Load on Jaws	N [lbf]	1750 [400]
Max Compressive Load on Jaws	N [lbf]	3775 [850]
Max Moment on Jaws	Nm [in-lbs]	40 [350]

Specifications	Units	25M-30
Stroke	mm [in]	30 [1.18]
Weight	kg [lbs]	0.85 [1.87]
Displacement	cc [cu-in]	15.19 [0.93]
Actuation (open/close)	sec.	0.44
Max Tensile Load on Jaws	N [lbf]	2000 [450]
Max Compressive Load on Jaws	N [lbf]	4000 [900]
Max Moment on Jaws	Nm [in-lbs]	45 [400]

Specifications	Units	25M-40
Stroke	mm [in]	40 [1.57]
Weight	kg [lbs]	1.03 [2.27]
Displacement	cc [cu-in]	20.3 [1.24]
Actuation (open/close)	sec.	0.52
Max Tensile Load on Jaws	N [lbf]	2225 [500]
Max Compressive Load on Jaws	N [lbf]	4225 [950]
Max Moment on Jaws	Nm [in-lbs]	50 [450]

Specifications	Units	25M-50
Stroke	mm [in]	50 [1.97]
Weight	kg [lbs]	1.22 [2.68]
Displacement	cc [cu-in]	25.31 [1.55]
Actuation (open/close)	sec.	0.61
Max Tensile Load on Jaws	N [lbf]	2450 [550]
Max Compressive Load on Jaws	N [lbf]	4450 [1000]
Max Moment on Jaws	Nm [in-lbs]	55 [500]



inf @ /CESEHSA.com.mx

