

Technical Comparison Chart (MC)

01/27/2025



info@cesehsa.com.mx

cesehsa.com.mx



Technical Comparison Chart (MC)

01/27/2025

This catalog is a custom document and the products included is based on your unique selection from portions of complete catalogs that already exist. Please refer to our full catalogs for more information on products not included in this customized document.

Table of Contents

Technical Comparison Chart (MC)

MC-TCH-1

Technical Comparison Chart (MC)

01/27/2025

Table of Contents (continued)



CLICK OR SCAN
To view full PDF
catalog pages on
these products

VERTICAL HOLD DOWN CLAMPS


Sizing and Application Chart







| Overall Length mm [inch] | | Overall Width mm [inch] | | Suitable Application Areas | | | | | | | | | | Standard Material | | Arm Style | Mounting Style | | Service Environment | | | | | | | | | | | | | | | | |
|-----------------------------|--------------------------|----------------------------|---------------------------|----------------------------|---------------------------|---------------------------|---------------------------|---------------------|-------------------------|-------------------------|-------------------------|--------------------------|--------------|----------------------|----------|-------------------|-------------------|-------------|------------------------|-----------------|------------|-------|-----------------|---------------|------------------|----------------------------|---------------|-------------------|---------------|--------------|------------------|--------|-------------|---|---|
| 50 to 75 [1.97 to 2.95] | 75 to 100 [2.95 to 3.94] | 100 to 125 [3.94 to 4.92] | 125 to 150 [4.92 to 5.91] | 150 to 175 [5.91 to 6.89] | 175 to 200 [6.89 to 7.87] | 200 to 225 [7.87 to 8.86] | 225 to 250 [8.86 to 9.84] | 0 to 20 [0 to 0.78] | 20 to 40 [0.78 to 1.57] | 40 to 60 [1.57 to 2.36] | 60 to 80 [2.36 to 3.15] | 80 to 100 [3.15 to 3.94] | 100+ [3.94+] | Welding | Assembly | Checking Fixtures | Machining | Woodworking | Closures | Food Processing | Duty Cycle | Steel | Stainless Steel | Color Handles | Toggle Lock Plus | Accom. Workpiece Variation | U-Bar Version | Solid Arm Version | Straight Base | Flanged Base | Weld-on Mounting | Normal | Harsh/Dirty | | |
| ● | ● | | | | | | | ● | | | | | | ○ | ● | ● | ● | ● | ● | ⊗ | ○ | ✓ | | ✓ | ✓ | | ✓ | ✓ | ✓ | ✓ | ✓ | ✓ | ✓ | | |
| | ● | ● | | | | | | ● | ● | | | | | ○ | ● | ● | ● | ● | ● | ⊗ | ○ | ✓ | | ✓ | ✓ | | ✓ | ✓ | ✓ | ✓ | ✓ | ✓ | ✓ | ✓ | |
| | | | ● | ● | | | | ● | | ● | | | | ○ | ● | ● | ● | ● | ● | ⊗ | ○ | ✓ | | ✓ | ✓ | | ✓ | ✓ | ✓ | ✓ | ✓ | ✓ | ✓ | ✓ | |
| ● | | | | | | | | ● | ● | | | | | ● | ● | ● | ⊗ | ● | ● | ○ | ● | ✓ | ✓ | ✓ | | | ✓ | | ✓ | ✓ | ✓ | ✓ | ✓ | ✓ | |
| ● | ● | | | | | | | ● | ● | ● | | | | ● | ● | ● | ⊗ | ● | ● | ○ | ○ | ✓ | ✓ | ✓ | ✓ | | ✓ | ✓ | ✓ | ✓ | ✓ | ✓ | ✓ | ✓ | ✓ |
| | | ● | | | | | | ● | | ● | | ● | | ○ | ● | ● | ● | ● | ● | ⊗ | ○ | ✓ | | ✓ | | | ✓ | ✓ | ✓ | ✓ | ✓ | ✓ | ✓ | ✓ | ✓ |
| | | | ● | | | | | ● | | ● | | | | ○ | ● | ● | ● | ● | ● | ⊗ | ○ | ✓ | | ✓ | | | ✓ | ✓ | ✓ | ✓ | ✓ | ✓ | ✓ | ✓ | ✓ |
| | | | | ● | | | | ● | | ● | | | | ○ | ● | ● | ● | ● | ● | ⊗ | ○ | ✓ | | ✓ | | | ✓ | ✓ | ✓ | ✓ | ✓ | ✓ | ✓ | ✓ | ✓ |
| | | | | | ● | | | ● | | ● | | | | ○ | ● | ● | ● | ● | ● | ⊗ | ○ | ✓ | | ✓ | | | ✓ | ✓ | ✓ | ✓ | ✓ | ✓ | ✓ | ✓ | ✓ |
| | | | | | | ● | | ● | | ● | | | | ○ | ● | ● | ● | ● | ● | ⊗ | ○ | ✓ | | ✓ | | | ✓ | ✓ | ✓ | ✓ | ✓ | ✓ | ✓ | ✓ | ✓ |
| | | | | | | | ● | ● | | ● | | | | ○ | ● | ● | ● | ● | ● | ⊗ | ○ | ✓ | | ✓ | | | ✓ | ✓ | ✓ | ✓ | ✓ | ✓ | ✓ | ✓ | ✓ |
| | | | | | | | | ● | | ● | | | | ○ | ● | ● | ● | ● | ● | ⊗ | ○ | ✓ | | ✓ | | | ✓ | ✓ | ✓ | ✓ | ✓ | ✓ | ✓ | ✓ | ✓ |
| | | | | | | | | ● | | ● | | | | ○ | ● | ● | ● | ● | ● | ⊗ | ○ | ✓ | | ✓ | | | ✓ | ✓ | ✓ | ✓ | ✓ | ✓ | ✓ | ✓ | ✓ |
| | | | | | | | | ● | | ● | | | | ○ | ● | ● | ● | ● | ● | ⊗ | ○ | ✓ | | ✓ | | | ✓ | ✓ | ✓ | ✓ | ✓ | ✓ | ✓ | ✓ | ✓ |
| | | | | | | | | ● | | ● | | | | ○ | ● | ● | ● | ● | ● | ⊗ | ○ | ✓ | | ✓ | | | ✓ | ✓ | ✓ | ✓ | ✓ | ✓ | ✓ | ✓ | ✓ |
| | | | | | | | | ● | | ● | | | | ○ | ● | ● | ● | ● | ● | ⊗ | ○ | ✓ | | ✓ | | | ✓ | ✓ | ✓ | ✓ | ✓ | ✓ | ✓ | ✓ | ✓ |
| | | | | | | | | ● | | ● | | | | ○ | ● | ● | ● | ● | ● | ⊗ | ○ | ✓ | | ✓ | | | ✓ | ✓ | ✓ | ✓ | ✓ | ✓ | ✓ | ✓ | ✓ |
| | | | | | | | | ● | | ● | | | | ○ | ● | ● | ● | ● | ● | ⊗ | ○ | ✓ | | ✓ | | | ✓ | ✓ | ✓ | ✓ | ✓ | ✓ | ✓ | ✓ | ✓ |
| | | | | | | | | ● | | ● | | | | ○ | ● | ● | ● | ● | ● | ⊗ | ○ | ✓ | | ✓ | | | ✓ | ✓ | ✓ | ✓ | ✓ | ✓ | ✓ | ✓ | ✓ |
| | | | | | | | | ● | | ● | | | | ○ | ● | ● | ● | ● | ● | ⊗ | ○ | ✓ | | ✓ | | | ✓ | ✓ | ✓ | ✓ | ✓ | ✓ | ✓ | ✓ | ✓ |
| | | | | | | | | ● | | ● | | | | ○ | ● | ● | ● | ● | ● | ⊗ | ○ | ✓ | | ✓ | | | ✓ | ✓ | ✓ | ✓ | ✓ | ✓ | ✓ | ✓ | ✓ |
| | | | | | | | | ● | | ● | | | | ○ | ● | ● | ● | ● | ● | ⊗ | ○ | ✓ | | ✓ | | | ✓ | ✓ | ✓ | ✓ | ✓ | ✓ | ✓ | ✓ | ✓ |
| | | | | | | | | ● | | ● | | | | ○ | ● | ● | ● | ● | ● | ⊗ | ○ | ✓ | | ✓ | | | ✓ | ✓ | ✓ | ✓ | ✓ | ✓ | ✓ | ✓ | ✓ |
| | | | | | | | | ● | | ● | | | | ○ | ● | ● | ● | ● | ● | ⊗ | ○ | ✓ | | ✓ | | | ✓ | ✓ | ✓ | ✓ | ✓ | ✓ | ✓ | ✓ | ✓ |
| | | | | | | | | ● | | ● | | | | ○ | ● | ● | ● | ● | ● | ⊗ | ○ | ✓ | | ✓ | | | ✓ | ✓ | ✓ | ✓ | ✓ | ✓ | ✓ | ✓ | ✓ |
| | | | | | | | | ● | | ● | | | | ○ | ● | ● | ● | ● | ● | ⊗ | ○ | ✓ | | ✓ | | | ✓ | ✓ | ✓ | ✓ | ✓ | ✓ | ✓ | ✓ | ✓ |
| | | | | | | | | ● | | ● | | | | ○ | ● | ● | ● | ● | ● | ⊗ | ○ | ✓ | | ✓ | | | ✓ | ✓ | ✓ | ✓ | ✓ | ✓ | ✓ | ✓ | ✓ |
| | | | | | | | | ● | | ● | | | | ○ | ● | ● | ● | ● | ● | ⊗ | ○ | ✓ | | ✓ | | | ✓ | ✓ | ✓ | ✓ | ✓ | ✓ | ✓ | ✓ | ✓ |
| | | | | | | | | ● | | ● | | | | ○ | ● | ● | ● | ● | ● | ⊗ | ○ | ✓ | | ✓ | | | ✓ | ✓ | ✓ | ✓ | ✓ | ✓ | ✓ | ✓ | ✓ |
| | | | | | | | | ● | | ● | | | | ○ | ● | ● | ● | ● | ● | ⊗ | ○ | ✓ | | ✓ | | | ✓ | ✓ | ✓ | ✓ | ✓ | ✓ | ✓ | ✓ | ✓ |
| | | | | | | | | ● | | ● | | | | ○ | ● | ● | ● | ● | ● | ⊗ | ○ | ✓ | | ✓ | | | ✓ | ✓ | ✓ | ✓ | ✓ | ✓ | ✓ | ✓ | ✓ |
| | | | | | | | | ● | | ● | | | | ○ | ● | ● | ● | ● | ● | ⊗ | ○ | ✓ | | ✓ | | | ✓ | ✓ | ✓ | ✓ | ✓ | ✓ | ✓ | ✓ | ✓ |
| | | | | | | | | ● | | ● | | | | ○ | ● | ● | ● | ● | ● | ⊗ | ○ | ✓ | | ✓ | | | ✓ | ✓ | ✓ | ✓ | ✓ | ✓ | ✓ | ✓ | ✓ |
| | | | | | | | | ● | | ● | | | | ○ | ● | ● | ● | ● | ● | ⊗ | ○ | ✓ | | ✓ | | | ✓ | ✓ | ✓ | ✓ | ✓ | ✓ | ✓ | ✓ | ✓ |
| | | | | | | | | ● | | ● | | | | ○ | ● | ● | ● | ● | ● | ⊗ | ○ | ✓ | | ✓ | | | ✓ | ✓ | ✓ | ✓ | ✓ | ✓ | ✓ | ✓ | ✓ |
| | | | | | | | | ● | | ● | | | | ○ | ● | ● | ● | ● | ● | ⊗ | ○ | ✓ | | ✓ | | | ✓ | ✓ | ✓ | ✓ | ✓ | ✓ | ✓ | ✓ | ✓ |
| | | | | | | | | ● | | ● | | | | ○ | ● | ● | ● | ● | ● | ⊗ | ○ | ✓ | | ✓ | | | ✓ | ✓ | ✓ | ✓ | ✓ | ✓ | ✓ | ✓ | ✓ |
| | | | | | | | | ● | | ● | | | | ○ | ● | ● | ● | ● | ● | ⊗ | ○ | ✓ | | ✓ | | | ✓ | ✓ | ✓ | ✓ | ✓ | ✓ | ✓ | ✓ | ✓ |
| | | | | | | | | ● | | ● | | | | ○ | ● | ● | ● | ● | ● | ⊗ | ○ | ✓ | | ✓ | | | ✓ | ✓ | ✓ | ✓ | ✓ | ✓ | ✓ | ✓ | ✓ |
| | | | | | | | | ● | | ● | | | | ○ | ● | ● | ● | ● | ● | ⊗ | ○ | ✓ | | ✓ | | | ✓ | ✓ | ✓ | ✓ | ✓ | ✓ | ✓ | ✓ | ✓ |
| | | | | | | | | ● | | ● | | | | ○ | ● | ● | ● | ● | ● | ⊗ | ○ | ✓ | | ✓ | | | ✓ | ✓ | ✓ | ✓ | ✓ | ✓ | ✓ | ✓ | ✓ |
| | | | | | | | | ● | | ● | | | | ○ | ● | ● | ● | ● | ● | ⊗ | ○ | ✓ | | ✓ | | | ✓ | ✓ | ✓ | ✓ | ✓ | ✓ | ✓ | ✓ | ✓ |
| | | | | | | | | ● | | ● | | | | ○ | ● | ● | ● | ● | ● | ⊗ | ○ | ✓ | | ✓ | | | ✓ | ✓ | ✓ | ✓ | ✓ | ✓ | ✓ | ✓ | ✓ |
| | | | | | | | | ● | | ● | | | | ○ | ● | ● | ● | ● | ● | ⊗ | ○ | ✓ | | ✓ | | | ✓ | ✓ | ✓ | ✓ | ✓ | ✓ | ✓ | ✓ | ✓ |
| | | | | | | | | ● | | ● | | | | ○ | ● | ● | ● | ● | ● | ⊗ | ○ | ✓ | | ✓ | | | ✓ | ✓ | ✓ | ✓ | ✓ | ✓ | ✓ | ✓ | ✓ |
| | | | | | | | | ● | | ● | | | | ○ | ● | ● | ● | ● | ● | ⊗ | ○ | ✓ | | ✓ | | | ✓ | ✓ | ✓ | ✓ | ✓ | ✓ | ✓ | ✓ | ✓ |
| | | | | | | | | ● | | ● | | | | ○ | ● | ● | ● | ● | ● | ⊗ | ○ | ✓ | | ✓ | | | ✓ | ✓ | ✓ | ✓ | ✓ | ✓ | ✓ | ✓ | ✓ |
| | | | | | | | | ● | | ● | | | | ○ | ● | ● | ● | ● | ● | ⊗ | ○ | ✓ | | ✓ | | | ✓ | ✓ | ✓ | ✓ | ✓ | ✓ | ✓ | ✓ | ✓ |
| | | | | | | | | ● | | ● | | | | ○ | ● | ● | ● | ● | ● | ⊗ | ○ | ✓ | | ✓ | | | ✓ | ✓ | ✓ | ✓ | ✓ | ✓ | ✓ | ✓ | ✓ |
| | | | | | | | | ● | | ● | | | | ○ | ● | ● | ● | ● | ● | ⊗ | ○ | ✓ | | ✓ | | | ✓ | ✓ | ✓ | ✓ | ✓ | ✓ | ✓ | ✓ | ✓ |
| | | | | | | | | ● | | ● | | | | ○ | ● | ● | ● | ● | ● | ⊗ | ○ | ✓ | | ✓ | | | ✓ | ✓ | ✓ | ✓ | ✓ | ✓ | ✓ | ✓ | ✓ |
| | | | | | | | | ● | | ● | | | | ○ | ● | ● | ● | ● | ● | ⊗ | ○ | ✓ | | ✓ | | | ✓ | ✓ | ✓ | ✓ | ✓ | ✓ | ✓ | ✓ | ✓ |
| | | | | | | | | ● | | ● | | | | ○ | ● | ● | ● | ● | ● | ⊗ | ○ | ✓ | | ✓ | | | ✓ | ✓ | ✓ | ✓ | ✓ | ✓ | ✓ | ✓ | ✓ |
| | | | | | | | | ● | | ● | | | | ○ | ● | ● | ● | ● | ● | ⊗ | ○ | ✓ | | ✓ | | | ✓ | ✓ | ✓ | ✓ | ✓ | ✓ | ✓ | ✓ | ✓ |
| | | | | | | | | ● | | ● | | | | ○ | ● | ● | ● | ● | ● | ⊗ | ○ | ✓ | | ✓ | | | ✓ | ✓ | ✓ | ✓ | ✓ | ✓ | ✓ | ✓ | ✓ |
| | | | | | | | | ● | | ● | | | | ○ | ● | ● | ● | ● | ● | ⊗ | ○ | ✓ | | ✓ | | | ✓ | ✓ | ✓ | ✓ | ✓ | ✓ | ✓ | ✓ | ✓ |
| | | | | | | | | ● | | ● | | | | ○ | ● | ● | ● | ● | ● | ⊗ | ○ | ✓ | | ✓ | | | ✓ | ✓ | ✓ | ✓ | ✓ | ✓ | ✓ | ✓ | ✓ |
| | | | | | | | | ● | | ● | | | | ○ | ● | ● | ● | ● | ● | ⊗ | ○ | ✓ | | ✓ | | | ✓ | ✓ | ✓ | ✓ | ✓ | ✓ | ✓ | ✓ | ✓ |
| | | | | | | | | ● | | ● | | | | ○ | ● | ● | ● | ● | ● | ⊗ | ○ | ✓ | | ✓ | | | ✓ | ✓ | ✓ | ✓ | ✓ | ✓ | ✓ | ✓ | ✓ |
| | | | | | | | | ● | | ● | | | | ○ | ● | ● | ● | ● | ● | ⊗ | ○ | ✓ | | ✓ | | | ✓ | | | | | | | | |

HORIZONTAL HOLD DOWN CLAMPS

Sizing and Application Chart

CLICK OR SCAN
To view full PDF
catalog pages on
these products



| Series | Page MC-HHD-# | Max. Holding Capacity N [lbf.] | | | | | Height Under Clamping Bar mm [inch] | | | | | Overall Height mm [inch] | | | | | | | |
|--|---------------|--------------------------------|---------------------------|---------------------------|----------------------------|-----------------------------|-------------------------------------|---------------------|-------------------------|-------------------------|-------------------------|--------------------------|-------------------------|---------------------|-------------------------|-------------------------|-------------------------|-------------------------|--------------------------|
| | | 0 to 1000 [0 to 225] | 1000 to 2000 [225 to 450] | 2000 to 3000 [450 to 675] | 3000 to 5000 [675 to 1125] | 5000 to 7000 [1125 to 1575] | 7000 to 10000 [1575 to 2250] | 0 to 10 [0 to 0.39] | 10 to 20 [0.39 to 0.79] | 20 to 30 [0.79 to 1.18] | 30 to 40 [1.18 to 1.57] | 40 to 50 [1.57 to 1.97] | 50 to 60 [1.97 to 2.36] | 0 to 25 [0 to 0.98] | 25 to 40 [0.98 to 1.57] | 40 to 55 [1.57 to 2.17] | 55 to 70 [1.57 to 2.76] | 70 to 85 [2.76 to 3.35] | 85 to 100 [3.35 to 3.94] |
|  2013  217  227  235  305  5310 | 1 | ● | | | | | ● | | | | | | ● | | | | | | |
| | 3 | | ● | | | | | ● | | | | | | ● | | | | | |
| | 5 | | | ● | | | | | ● | | | | | | ● | | | | |
| | 7 | | ● | | | | | | ● | | | | | | | | | | |
| | 9 | ● | ● | | | | | | | ● | | | | | | | | | |
| | 11 | | | ● | | | | | | ● | | | | | | ● | | | |
| | 13 | | | | ● | | | | | | ● | | | | | | ● | | |
| | 15 | | | | | ● | | | | | | ● | | | | | | | ● |
| | 17 | ● | | | | | | ● | | | | | | | | | | | |
| | 19 | | ● | ● | | | | | | ● | | | | | ● | | | | |
| | 21 | | | ● | | | | | | ● | | | | | ● | | | | |
| | 23 | | | | ● | | | | | | ● | | | | | ● | | | |
| | 25 | ● | | | | | | | ● | | | | | ● | | | | | |
| | 27 | ● | ● | | | | | | | | ● | | | | ● | | | | |
| | 29 | | | ● | | | | | | ● | | | | ● | | | | | |
| 29 | | | | | | ● | | | ● | | | | | ● | | | | | |



CLICK OR SCAN
To view full PDF
catalog pages on
these products

HORIZONTAL HOLD DOWN CLAMPS

Sizing and Application Chart

| Overall Length mm [inch] | | Overall Width mm [inch] | | Suitable Application Areas | | | | | | | Standard Material | | | Arm Style | | Mounting Style | | Service Environment | | | | | | | | | | | | | |
|-----------------------------|--------------------------|----------------------------|---------------------------|----------------------------|---------------------------|---------------------------|---------------------------|--------------|---------------------|-------------------------|-------------------------|-------------------------|---------|-----------|-------------------|----------------|-------------|---------------------|-----------------|------------|-------|-----------------|---------------|------------------|---------------|-------------------|---------------|--------------|--------|--------|-------------|
| 50 to 75 [1.97 to 2.95] | 75 to 100 [2.95 to 3.94] | 100 to 125 [3.94 to 4.92] | 125 to 150 [4.92 to 5.91] | 150 to 175 [5.91 to 6.89] | 175 to 200 [6.89 to 7.87] | 200 to 225 [7.87 to 8.86] | 225 to 250 [8.86 to 9.84] | 250+ [9.84+] | 0 to 25 [0 to 0.98] | 25 to 40 [0.98 to 1.57] | 40 to 55 [1.57 to 2.17] | 55 to 70 [1.57 to 2.76] | Welding | Assembly | Checking Fixtures | Machining | Woodworking | Closures | Food Processing | Duty Cycle | Steel | Stainless Steel | Color Handles | Toggle Lock Plus | U-Bar Version | Solid Arm Version | Straight Base | Flanged Base | Welded | Normal | Harsh/Dirty |
| | | | ● | | | | | | | | | | ○ | ● | ● | ● | ● | ● | ⊗ | ○ | ✓ | | ✓ | ✓ | ✓ | | | ✓ | | ✓ | |
| | | | | | ● | | | | | ● | ● | | ○ | ● | ● | ● | ● | ● | ⊗ | ○ | ✓ | | ✓ | ✓ | ✓ | | | ✓ | | ✓ | |
| | | | | | | ● | | | | | ● | | ○ | ● | ● | ○ | ● | ● | ⊗ | ○ | ✓ | | ✓ | ✓ | ✓ | | | ✓ | | ✓ | |
| | ● | | | | | | | | ● | | | | ○ | ● | ● | ● | ● | ● | ○ | ○ | ✓ | ✓ | | | ✓ | ✓ | | ✓ | | ✓ | |
| ● | | | ● | | | | | | | ● | | | ○ | ● | ● | ● | ● | ● | ○ | ○ | ✓ | ✓ | | | ✓ | ✓ | | ✓ | | ✓ | |
| ● | ● | | | | | | | | | | ● | | ○ | ● | ○ | ○ | ● | ● | ○ | ○ | ✓ | | | ✓ | ✓ | | ✓ | | ✓ | | |
| ● | | | ● | | | | | | ● | | | ● | ○ | ● | ○ | ○ | ○ | ○ | ○ | ○ | ✓ | ✓ | | ✓ | ✓ | | ✓ | | ✓ | | |
| | | | | | ● | | | | | | | | ○ | ● | ○ | ● | ● | ● | ⊗ | ○ | ✓ | | ✓ | ✓ | | | ✓ | | ✓ | ✓ | |
| | | | | | | ● | | | | | ● | | ○ | ● | ○ | ● | ● | ● | ⊗ | ○ | ✓ | ✓ | | ✓ | ✓ | | ✓ | | ✓ | ✓ | |

● Excellent/High ○ Fair/Medium ● Poor/Low ⊗ Not Recommended













STRAIGHT LINE ACTION CLAMPS

Sizing and Application Chart

CLICK OR SCAN
To view full PDF
catalog pages on
these products



| Series | Page MC-SLA-# | Max. Holding Capacity N [lbf.] | | | | | Plunger Travel mm [inch] | | | | |
|--------|---------------|--------------------------------|---------------------------|---------------------------|----------------------------|-----------------------------|------------------------------|----------------|---------------------|-------------------------|-------------------------|
| | | 0 to 1000 [0 to 225] | 1000 to 2000 [225 to 450] | 2000 to 3000 [450 to 675] | 3000 to 5000 [675 to 1125] | 5000 to 7000 [1125 to 1575] | 7000 to 10000 [1575 to 2250] | 10000+ [2250+] | 0 to 20 [0 to 0.79] | 20 to 40 [0.79 to 1.57] | 40 to 60 [1.57 to 2.36] |

| | | | | | | | | | | | | |
|---|-------|----|---|---|---|---|--|---|---|---|---|---|
|  6001 | 6001 | 1 | ● | | | | | | ● | | | |
|  601 | 601 | 2 | ● | | | | | | ● | | | |
|  6015 | 6015 | 3 | | ● | | | | | ● | | | |
|  603 | 603 | 5 | | ● | | | | | ● | | | |
|  606 | 606 | 5 | | | ● | | | | | ● | | |
|  607 | 607 | 5 | | | ● | | | | | | ● | |
|  605 | 605 | 7 | | ● | | | | | ● | | | |
|  606 | 606 | 8 | | ● | | | | | ● | | | |
|  607 | 607 | 9 | | | ● | | | | | ● | | |
|  609 | 609 | 10 | | ● | | | | | ● | | | |
|  610 | 610 | 11 | | | ● | | | | | ● | | |
|  615 | 615 | 12 | | ● | | | | | ● | | | |
| 620 | 620 | 13 | | | ● | | | | ● | | | |
| 630 | 630 | 14 | | | | | | ● | | ● | | |
| 640 | 640 | 15 | | | | | | ● | | | ● | |
| 650 | 650 | 16 | | | | | | ● | | | ● | ● |
| 95030 | 95030 | 17 | | ● | | | | | ● | | | |
| 95040 | 95040 | 17 | | | ● | | | | ● | | | |
| 95050 | 95050 | 17 | | | | | | ● | | ● | | |
| 95060 | 95060 | 17 | | | | | | ● | | ● | | |
| 5130 | 5130 | 19 | | | | | | ● | | ● | | |
| 5131 | 5131 | 19 | | ● | | | | | ● | | | |
| 5133 | 5133 | 19 | | | ● | | | | | | ● | |
| 5150 | 5150 | 19 | | | | ● | | | ● | | | |
| 602 | 602 | 23 | ● | | | | | | ● | | | |
| 604 | 604 | 23 | | ● | | | | | ● | | | |
| 624 | 624 | 23 | | | ● | | | | | | ● | |
| 6004 | 6004 | 27 | | ● | | | | | ● | | | |
| 614 | 614 | 29 | | | ● | | | | ● | | | |
| 670 | 670 | 31 | | | | | | ● | | ● | | |
| 675 | 675 | 31 | | | | | | ● | ● | ● | | |
| 690 | 690 | 31 | | | | | | ● | | | ● | |
| 695 | 695 | 31 | | | | | | ● | ● | | | |



CLICK OR SCAN
To view full PDF
catalog pages on
these products

STRAIGHT LINE ACTION CLAMPS

Sizing and Application Chart

| Overall Height mm [inch] | | Overall Length mm [inch] | | Overall Width mm [inch] | | Suitable Application Areas | | | | | | | | | | Standard Material | | Service Environment | | | | | | | | | | | | |
|-----------------------------|-------------------------|-----------------------------|--------------------------|----------------------------|---------------------------|----------------------------|--------------------------|---------------------------|---------------------------|---------------------------|----------------------------|---------------|---------------------|-------------------------|-------------------------|-------------------------|-------------------------|------------------------|----------|-------------------|-----------|-------------|-----------------|------------|-------|-----------------|---------------|------------------|--------|-------------|
| 0 to 40 [0 to 1.57] | 40 to 60 [1.57 to 2.36] | 60 to 80 [2.36 to 3.15] | 80 to 100 [3.15 to 3.94] | 100 to 120 [3.15 to 4.72] | 120 to 140 [4.72 to 5.51] | 60 to 80 [2.36 to 3.15] | 80 to 120 [2.36 to 4.72] | 120 to 160 [4.72 to 6.30] | 160 to 200 [6.30 to 7.87] | 200 to 240 [7.87 to 9.45] | 240 to 280 [9.45 to 11.02] | 280+ [11.02+] | 0 to 30 [0 to 1.18] | 30 to 45 [1.18 to 1.77] | 45 to 60 [1.77 to 2.36] | 60 to 75 [2.36 to 2.95] | 75 to 90 [2.95 to 3.54] | Welding | Assembly | Checking Fixtures | Machining | Woodworking | Food Processing | Duty Cycle | Steel | Stainless Steel | Color Handles | Toggle Lock Plus | Normal | Harsh/Dirty |
| ● | | | | | ● | | | | | | | | ● | | | | | ○ | ● | ● | ● | ● | ○ | ○ | ✓ | ✓ | | | | ✓ |
| ● | | | | | ● | | | | | | | | ● | | | | | ○ | ● | ● | ● | ● | ○ | ○ | ✓ | ✓ | | | | ✓ |
| ● | | | | | ● | | | | | | | | ● | | | | | ○ | ● | ● | ● | ● | ○ | ○ | ✓ | ✓ | | ✓ | | ✓ |
| | | ● | | | | | ● | | | | | | | | ● | | | ● | ● | ● | ● | ● | ○ | ○ | ✓ | ✓ | ✓ | ✓ | | ✓ |
| | | | ● | | | | ● | | | | | | | | ● | | | ● | ● | ● | ● | ● | ○ | ○ | ✓ | | ✓ | ✓ | | ✓ |
| | | ● | | | | | ● | | ● | | | | | | ● | | | ● | ● | ● | ● | ● | ○ | ○ | ✓ | | ✓ | ✓ | | ✓ |
| | | | ● | | | | ● | | | | | | | | ● | | | ● | ● | ● | ● | ● | ○ | ○ | ✓ | | ✓ | ✓ | | ✓ |
| | | | | ● | | | ● | | | | | | | | ● | | | ● | ● | ● | ● | ● | ○ | ○ | ✓ | | ✓ | ✓ | | ✓ |
| | | | | | ● | | ● | | | | | | | | ● | | | ● | ● | ● | ● | ● | ○ | ○ | ✓ | | ✓ | ✓ | | ✓ |
| | | | | | | ● | | | | | | | | | ● | | | ● | ● | ● | ● | ● | ○ | ○ | ✓ | | ✓ | ✓ | | ✓ |
| | | | | | | | ● | | | | | | | | ● | | | ● | ● | ● | ● | ● | ○ | ○ | ✓ | | ✓ | ✓ | | ✓ |
| | | | | | | | | ● | | | | | | | ● | | | ● | ● | ● | ● | ● | ○ | ○ | ✓ | | ✓ | ✓ | | ✓ |
| | | | | | | | | | ● | | | | | | ● | | | ● | ● | ● | ● | ● | ○ | ○ | ✓ | | ✓ | ✓ | | ✓ |
| | | | | | | | | | | ● | | | | | ● | | | ● | ● | ● | ● | ● | ○ | ○ | ✓ | | ✓ | ✓ | | ✓ |
| | | | | | | | | | | | ● | | | | ● | | | ● | ● | ● | ● | ● | ○ | ○ | ✓ | | ✓ | ✓ | | ✓ |
| | | | | | | | | | | | | ● | | | ● | | | ● | ● | ● | ● | ● | ○ | ○ | ✓ | | ✓ | ✓ | | ✓ |
| | | | | | | | | | | | | | ● | | ● | | | ● | ● | ● | ● | ● | ○ | ○ | ✓ | | ✓ | ✓ | | ✓ |
| | | | | | | | | | | | | | | | ● | | | ● | ● | ● | ● | ● | ○ | ○ | ✓ | | ✓ | ✓ | | ✓ |
| | | | | | | | | | | | | | | | ● | | | ● | ● | ● | ● | ● | ○ | ○ | ✓ | | ✓ | ✓ | | ✓ |
| | | | | | | | | | | | | | | | ● | | | ● | ● | ● | ● | ● | ○ | ○ | ✓ | | ✓ | ✓ | | ✓ |
| | | | | | | | | | | | | | | | ● | | | ● | ● | ● | ● | ● | ○ | ○ | ✓ | | ✓ | ✓ | | ✓ |
| | | | | | | | | | | | | | | | ● | | | ● | ● | ● | ● | ● | ○ | ○ | ✓ | | ✓ | ✓ | | ✓ |
| | | | | | | | | | | | | | | | ● | | | ● | ● | ● | ● | ● | ○ | ○ | ✓ | | ✓ | ✓ | | ✓ |
| | | | | | | | | | | | | | | | ● | | | ● | ● | ● | ● | ● | ○ | ○ | ✓ | | ✓ | ✓ | | ✓ |
| | | | | | | | | | | | | | | | ● | | | ● | ● | ● | ● | ● | ○ | ○ | ✓ | | ✓ | ✓ | | ✓ |
| | | | | | | | | | | | | | | | ● | | | ● | ● | ● | ● | ● | ○ | ○ | ✓ | | ✓ | ✓ | | ✓ |
| | | | | | | | | | | | | | | | ● | | | ● | ● | ● | ● | ● | ○ | ○ | ✓ | | ✓ | ✓ | | ✓ |
| | | | | | | | | | | | | | | | ● | | | ● | ● | ● | ● | ● | ○ | ○ | ✓ | | ✓ | ✓ | | ✓ |
| | | | | | | | | | | | | | | | ● | | | ● | ● | ● | ● | ● | ○ | ○ | ✓ | | ✓ | ✓ | | ✓ |
| | | | | | | | | | | | | | | | ● | | | ● | ● | ● | ● | ● | ○ | ○ | ✓ | | ✓ | ✓ | | ✓ |
| | | | | | | | | | | | | | | | ● | | | ● | ● | ● | ● | ● | ○ | ○ | ✓ | | ✓ | ✓ | | ✓ |
| | | | | | | | | | | | | | | | ● | | | ● | ● | ● | ● | ● | ○ | ○ | ✓ | | ✓ | ✓ | | ✓ |
| | | | | | | | | | | | | | | | ● | | | ● | ● | ● | ● | ● | ○ | ○ | ✓ | | ✓ | ✓ | | ✓ |
| | | | | | | | | | | | | | | | ● | | | ● | ● | ● | ● | ● | ○ | ○ | ✓ | | ✓ | ✓ | | ✓ |
| | | | | | | | | | | | | | | | ● | | | ● | ● | ● | ● | ● | ○ | ○ | ✓ | | ✓ | ✓ | | ✓ |
| | | | | | | | | | | | | | | | ● | | | ● | ● | ● | ● | ● | ○ | ○ | ✓ | | ✓ | ✓ | | ✓ |
| | | | | | | | | | | | | | | | ● | | | ● | ● | ● | ● | ● | ○ | ○ | ✓ | | ✓ | ✓ | | ✓ |
| | | | | | | | | | | | | | | | ● | | | ● | ● | ● | ● | ● | ○ | ○ | ✓ | | ✓ | ✓ | | ✓ |
| | | | | | | | | | | | | | | | ● | | | ● | ● | ● | ● | ● | ○ | ○ | ✓ | | ✓ | ✓ | | ✓ |
| | | | | | | | | | | | | | | | ● | | | ● | ● | ● | ● | ● | ○ | ○ | ✓ | | ✓ | ✓ | | ✓ |
| | | | | | | | | | | | | | | | ● | | | ● | ● | ● | ● | ● | ○ | ○ | ✓ | | ✓ | ✓ | | ✓ |
| | | | | | | | | | | | | | | | ● | | | ● | ● | ● | ● | ● | ○ | ○ | ✓ | | ✓ | ✓ | | ✓ |
| | | | | | | | | | | | | | | | ● | | | ● | ● | ● | ● | ● | ○ | ○ | ✓ | | ✓ | ✓ | | ✓ |
| | | | | | | | | | | | | | | | ● | | | ● | ● | ● | ● | ● | ○ | ○ | ✓ | | ✓ | ✓ | | ✓ |
| | | | | | | | | | | | | | | | ● | | | ● | ● | ● | ● | ● | ○ | ○ | ✓ | | ✓ | ✓ | | ✓ |
| | | | | | | | | | | | | | | | ● | | | ● | ● | ● | ● | ● | ○ | ○ | ✓ | | ✓ | ✓ | | ✓ |
| | | | | | | | | | | | | | | | ● | | | ● | ● | ● | ● | ● | ○ | ○ | ✓ | | ✓ | ✓ | | ✓ |
| | | | | | | | | | | | | | | | ● | | | ● | ● | ● | ● | ● | ○ | ○ | ✓ | | ✓ | ✓ | | ✓ |
| | | | | | | | | | | | | | | | ● | | | ● | ● | ● | ● | ● | ○ | ○ | ✓ | | ✓ | ✓ | | ✓ |
| | | | | | | | | | | | | | | | ● | | | ● | ● | ● | ● | ● | ○ | ○ | ✓ | | ✓ | ✓ | | ✓ |
| | | | | | | | | | | | | | | | ● | | | ● | ● | ● | ● | ● | ○ | ○ | ✓ | | ✓ | ✓ | | ✓ |
| | | | | | | | | | | | | | | | ● | | | ● | ● | ● | ● | ● | ○ | ○ | ✓ | | ✓ | ✓ | | ✓ |
| | | | | | | | | | | | | | | | ● | | | ● | ● | ● | ● | ● | ○ | ○ | ✓ | | ✓ | ✓ | | ✓ |
| | | | | | | | | | | | | | | | ● | | | ● | ● | ● | ● | ● | ○ | ○ | ✓ | | ✓ | ✓ | | ✓ |
| | | | | | | | | | | | | | | | ● | | | ● | ● | ● | ● | ● | ○ | ○ | ✓ | | ✓ | ✓ | | ✓ |
| | | | | | | | | | | | | | | | ● | | | ● | ● | ● | ● | ● | ○ | ○ | ✓ | | ✓ | ✓ | | ✓ |
| | | | | | | | | | | | | | | | ● | | | ● | ● | ● | ● | ● | ○ | ○ | ✓ | | ✓ | ✓ | | ✓ |
| | | | | | | | | | | | | | | | ● | | | ● | ● | ● | ● | ● | ○ | ○ | ✓ | | ✓ | ✓ | | ✓ |
| | | | | | | | | | | | | | | | ● | | | ● | ● | ● | ● | ● | ○ | ○ | ✓ | | ✓ | ✓ | | ✓ |
| | | | | | | | | | | | | | | | ● | | | ● | ● | ● | ● | ● | ○ | ○ | ✓ | | ✓ | ✓ | | ✓ |
| | | | | | | | | | | | | | | | ● | | | ● | ● | ● | ● | ● | ○ | ○ | ✓ | | ✓ | ✓ | | ✓ |
| | | | | | | | | | | | | | | | ● | | | ● | ● | ● | ● | ● | ○ | ○ | ✓ | | ✓ | ✓ | | ✓ |
| | | | | | | | | | | | | | | | ● | | | ● | ● | ● | ● | ● | ○ | ○ | ✓ | | ✓ | ✓ | | ✓ |
| | | | | | | | | | | | | | | | ● | | | ● | ● | ● | ● | ● | ○ | ○ | ✓ | | ✓ | ✓ | | ✓ |
| | | | | | | | | | | | | | | | ● | | | ● | ● | ● | ● | ● | ○ | ○ | ✓ | | ✓ | ✓ | | ✓ |
| | | | | | | | | | | | | | | | ● | | | ● | ● | ● | ● | ● | ○ | ○ | ✓ | | ✓ | ✓ | | ✓ |
| | | | | | | | | | | | | | | | ● | | | ● | ● | ● | ● | ● | ○ | ○ | ✓ | | ✓ | ✓ | | ✓ |
| | | | | | | | | | | | | | | | ● | | | ● | ● | ● | ● | ● | ○ | ○ | ✓ | | ✓ | ✓ | | ✓ |
| | | | | | | | | | | | | | | | ● | | | ● | ● | ● | ● | ● | ○ | ○ | ✓ | | ✓ | ✓ | | ✓ |
| | | | | | | | | | | | | | | | ● | | | ● | ● | ● | ● | ● | ○ | ○ | ✓ | | ✓ | ✓ | | ✓ |
| | | | | | | | | | | | | | | | ● | | | ● | ● | ● | ● | ● | ○ | ○ | ✓ | | ✓ | ✓ | | ✓ |
| | | | | | | | | | | | | | | | ● | | | ● | ● | ● | ● | ● | ○ | ○ | ✓ | | ✓ | ✓ | | ✓ |
| | | | | | | | | | | | | | | | ● | | | ● | ● | ● | ● | ● | ○ | ○ | ✓ | | ✓ | ✓ | | ✓ |
| | | | | | | | | | | | | | | | ● | | | ● | ● | ● | ● | ● | ○ | ○ | ✓ | | ✓ | ✓ | | ✓ |
| | | | | | | | | | | | | | | | ● | | | ● | ● | ● | ● | ● | ○ | ○ | ✓ | | ✓ | ✓ | | ✓ |

PULL ACTION LATCH CLAMPS

Sizing and Application Chart

CLICK OR SCAN
To view full PDF
catalog pages on
these products




| Series | Page MC-PAL-# | Max. Holding Capacity N [lbf.] | | | | | Plunger Travel mm [inch] | | | | |
|--------|---------------|--------------------------------|---------------------------|----------------------------|------------------------------|-------------------------------|--------------------------|---------------------|---------------------------|--------------------------|---------------------------|
| | | 0 to 2000 [0 to 450] | 2000 to 4000 [450 to 900] | 4000 to 6000 [900 to 1350] | 6000 to 10000 [1350 to 2250] | 10000 to 20000 [2250 to 4500] | 20000+ [4500+] | 0 to 50 [0 to 1.97] | 50 to 75 [1.4.97 to 2.95] | 75 to 100 [2.95 to 3.94] | 100 to 125 [3.94 to 4.92] |

| | | | | | | | | | | | | | | | | |
|---|------|----|---|---|---|---|---|---|--|---|---|---|---|--|---|--|
| 3051 371 344 323 330 353 | 3031 | 1 | ● | | | | | | | ● | | | | | | |
| | 3051 | 1 | | | ● | | | | | ● | | | | | | |
| | 330 | 3 | ● | | | | | | | ● | | | | | | |
| | 351 | 3 | ● | | | | | | | | | ● | | | | |
| | 371 | 3 | | ● | | | | | | | | | ● | | | |
| | 381 | 3 | | | ● | | | | | | | | | | ● | |
| | 323 | 7 | ● | | | | | | | | ● | | | | | |
| | 331 | 7 | | ● | | | | | | | ● | | | | | |
| | 341 | 7 | | | | ● | | | | | ● | | | | | |
| | 375 | 11 | | | | | ● | | | | | ● | | | | |
| | 385 | 13 | | | | | | ● | | | ● | | | | | |
| | 324 | 16 | | ● | | | | | | | ● | | | | | |
| | 334 | 16 | | | ● | | | | | | | ● | | | | |
| | 344 | 16 | | | | ● | | | | | ● | | | | | |
| | 374 | 16 | | | | | ● | | | | ● | | | | | |
| | 301 | 20 | ● | | | | | | | | | | ● | | | |
| 311 | 20 | | | ● | | | | | | | | ● | | | | |
| 3011 | 21 | | | | ● | | | | | | | ● | | | | |
| 353 | 22 | | | ● | — | ● | | | | ● | | | | | | |

SQUEEZE ACTION PLIER CLAMPS

Sizing and Application Chart

CLICK OR SCAN
To view full PDF
catalog pages on
these products



| Series | Page MC-SAP-# | Max. Holding Capacity N [lbf.] | | | | | Maximum Clamping Thickness mm [inch] | | | | | Color Handles | | | | |
|--------|---------------|-----------------------------------|---------------------------|---------------------------|---------------------------|----------------------------|---|---------------------|-------------------------|-------------------------|-------------------------|---------------|-------------------------|-------------------------|-------------|---|
| | | 0 to 1000 [0 to 225] | 1000 to 2000 [225 to 450] | 2000 to 3000 [450 to 675] | 3000 to 4000 [675 to 900] | 4000 to 5000 [900 to 1125] | 5000 to 6000 [1125 to 1350] | 0 to 10 [0 to 0.39] | 10 to 20 [0.39 to 0.78] | 20 to 30 [0.78 to 1.18] | 30 to 40 [1.18 to 1.57] | | 40 to 60 [1.57 to 2.36] | 60 to 80 [1.57 to 3.15] | 80+ [2.26+] | |
| | 325 | | | | ● | | | | | | | | | ● | | ✓ |
| | 345 | | | | ● | | | | | | | | | | ● | ✓ |
| | 424 | ● | | | | | | | ● | | | | | | | |
| | 441 | | ● | | | | | | | ● | | | | | | |
| | 431 | ● | | | | | | | ● | | | | | | | |
| | 462 | | | | ● | | | | | ● | | | | | | |
| | 463 | | | | ● | | | | | | | ● | | | | |
| | 482 | | | | | | | | ● | ● | | | | | | |
| | 484 | | | | | | | | ● | | | | | ● | | |
| | 486 | | | | | ● | | | | | | | | | ● | |



CLICK OR SCAN
To view full PDF
catalog pages on
these products

MANUAL CLAMPING ACCESSORIES

See pages MC-ACC-1 to 10 for more information




PNEUMATIC TOGGLE CLAMPS

Sizing and Application Chart

CLICK OR SCAN

To view full PDF catalog pages on these products



| Series | Page MC-PTC-# | Max. Holding Capacity N [lbf.] | | | | | Max. Exerting Force at 5bar [72PSI] N [lbf.] | | | | | | |
|--------|---------------|-----------------------------------|---------------------------|---------------------------|----------------------------|-----------------------------|---|----------------|----------------------|---------------------------|---------------------------|---------------------------|----------------------------|
| | | 0 to 1000 [0 to 225] | 1000 to 2000 [225 to 450] | 2000 to 3000 [450 to 675] | 3000 to 5000 [675 to 1125] | 5000 to 7000 [1125 to 1575] | 7000 to 10000 [1575 to 2250] | 10000+ [2250+] | 0 to 1000 [0 to 225] | 1000 to 2000 [225 to 450] | 2000 to 3000 [450 to 675] | 3000 to 4000 [675 to 900] | 4000 to 5000 [900 to 1125] |

| | | | | | | | | | | | | | | | | |
|--|------|----|---|---|---|---|--|---|---|---|---|---|---|---|---|--|
| 812 858 827 1200 803 8021 8071 | 812 | 1 | ● | | | | | | ● | | | | | | | |
| | 802 | 3 | ● | | | | | | | ● | | | | | | |
| | 807 | 5 | | | ● | | | | | | ● | | | | | |
| | 810 | 7 | | | | ● | | | | | | ● | | | | |
| | 846 | 9 | | | | ● | | | | | | ● | | | | |
| | 847 | 11 | | | | ● | | | | | | | ● | | | |
| | 8007 | 13 | | | | ● | | | | | | ● | | | | |
| | 858 | 15 | | | | | | | ● | | | | | | ● | |
| | 8021 | 17 | | ● | | | | | | ● | | | | | | |
| | 8071 | 17 | | ● | | | | | | | ● | | | | | |
| | 817 | 19 | | ● | | | | | | | ● | | | | | |
| | 827 | 19 | | | | ● | | | | | | ● | | | | |
| | 868 | 21 | | | | | | | | | | | | | ● | |
| | 803 | 23 | | | ● | | | | | | | ● | | | | |
| | 8031 | 24 | | | | | | ● | | | | | ● | | | |
| | 830 | 25 | | | | | | | ● | | | ● | | | | |
| 850 | 26 | | | | | | | | ● | | | | | ● | | |
| 800* | 27 | | | | | | | | | ● | | | | | | |
| 1200* | 27 | | | | | | | | | ● | | | | | | |

*Pneumatic Single-Action Hold Down Clamp



CLICK OR SCAN
To view full PDF
catalog pages on
these products

PNEUMATIC TOGGLE CLAMPS

Sizing and Application Chart

| Overall Height mm [inch] | | Overall Length mm [inch] | | Overall Width mm [inch] | | Suitable Application Areas | | | | Service Environ- ment | | | | | | | | | | | | | | | | | | | | | | | | | | | | |
|-----------------------------|-------------------------|-----------------------------|---------------------------|----------------------------|---------------------------|----------------------------------|---------------------------|---------------------------|----------------------------|-----------------------------|---------------------------|---------------------------|---------------------------|---------------------------|---------------------------|----------------------------|-----------------------------|---------------|-------------------------|-------------------------|-------------------------|--------------------------|---------------------------|---------|----------|-----------------|------------|----------------------------------|---------------|-------------------|--------|-------------|--|--|--|--|--|--|
| 0 to 50 [0 to 1.97] | 50 to 75 [1.97 to 2.95] | 75 to 100 [2.95 to 3.94] | 100 to 125 [3.94 to 4.92] | 125 to 150 [4.92 to 5.91] | 150 to 175 [5.91 to 6.89] | 175 to 200 [6.89 to 7.87] | 200 to 225 [7.87 to 8.86] | 225 to 250 [8.86 to 9.84] | 250 to 275 [9.84 to 10.83] | 275+ [10.83+] | 125 to 150 [4.92 to 5.91] | 150 to 175 [5.91 to 6.89] | 175 to 200 [6.89 to 7.87] | 200 to 225 [7.87 to 8.86] | 225 to 250 [8.86 to 9.84] | 250 to 300 [9.84 to 11.81] | 300 to 400 [11.81 to 15.75] | 400+ [15.75+] | 20 to 40 [0.78 to 1.57] | 40 to 60 [1.57 to 2.36] | 60 to 80 [2.36 to 3.15] | 80 to 100 [3.15 to 3.94] | 100 to 120 [3.94 to 4.72] | Welding | Assembly | Light Machining | Duty Cycle | Accommodates Workpiece Variation | U-Bar Version | Solid Arm Version | Normal | Harsh/Dirty | | | | | | |
| ● | ● | ● | | | | | | | | | ● | | | | | | | | ● | ● | | | | ● | ● | ● | ● | | | | | | | | | | | |
| | ● | ● | | | | | | | | | | ● | | | | | | | | ● | | | | ● | ● | ● | ● | | | | | | | | | | | |
| | | ● | | | | | | | | | | | ● | | | | | | | | | | | ● | ● | ● | ● | | | | | | | | | | | |
| | | | ● | | | | | | | | | | | ● | | | | | | | | | | ● | ● | ● | ● | | | | | | | | | | | |
| | ● | ● | | | | | | | | | | | | | | | | | | | | | | ● | ● | ● | ● | | | | | | | | | | | |
| | | ● | | | | | | | | | | | | | | | | | | | | | | ● | ● | ● | ● | | | | | | | | | | | |
| ● | ● | | | | | | | | | | ● | | | | | | | | | | | | | ● | ● | ● | ● | | | | | | | | | | | |
| | | | | | | | | | | | | | | | | | | | | | | | | ● | ● | ● | ● | | | | | | | | | | | |

● Excellent/High ○ Fair/Medium ● Poor/Low ⊗ Not Recommended

PNEUMATIC SWING CLAMPS

Sizing and Application Chart

CLICK OR SCAN
To view full PDF
catalog pages on
these products



 Color handles available.
See pg. 7 for more info.

| Series | Page MC-PSC-# | Bore Size mm [in] | | | | | | Total Stroke mm [in] | | | Clamp Stroke mm [in] | | Clamping Force N [lbf] | | Arm Rotation - Top of Stroke | Block Body Style | Threaded Body Style | Flanged Body Style | Sensor Ready | 360° Arm Adjustability | Clamp Arm/Spindle Incl. | Manual Operation | Confined Space Operation |
|-----------|---------------|---------------------|-------------------------|-------------------------|-------------------------|-------------------------|-------------|-------------------------|-------------------------|-------------------------|-------------------------|-------------------------|------------------------|-------------------------|------------------------------|------------------|---------------------|--------------------|--------------|------------------------|-------------------------|------------------|--------------------------|
| | | Less than 20 [0.79] | 20 to 30 [0.79 to 1.18] | 30 to 40 [1.18 to 1.57] | 40 to 50 [1.57 to 1.97] | 50 to 60 [1.97 to 2.36] | 60+ [2.36+] | 10 to 20 [0.39 to 0.78] | 20 to 30 [0.78 to 1.18] | 30 to 40 [1.18 to 1.57] | 40 to 50 [1.18 to 1.57] | 50 to 60 [1.18 to 1.57] | 0 to 10 [0 to 0.39] | 10 to 20 [0.39 to 0.78] | | | | | | | | | |
| 9522-2 | 1 | • | | | | | • | | | | • | | • | | • | | ✓ | ✓ | ✓ | | | ✓ | |
| 9530-2 | 1 | | • | | | | • | | | | • | | • | | • | | ✓ | ✓ | ✓ | | | ✓ | |
| 9540-2 | 1 | | | • | | | • | | | | • | | • | | • | | ✓ | ✓ | ✓ | | | ✓ | |
| 9550-2 | 1 | | | | • | | • | | | | • | | • | | • | | ✓ | ✓ | ✓ | | | ✓ | |
| 89R20 | 6 | • | | | | | • | | | | • | | • | | • | | ✓ | ✓ | ✓ | | | | |
| 89R32 | 6 | | • | | | | • | | | | • | | • | | • | | ✓ | ✓ | ✓ | | | | |
| 89R40-010 | 6 | | | • | | | • | | | | • | | • | | • | | ✓ | ✓ | ✓ | | | | |
| 89R40-025 | 6 | | | • | | | • | | • | | • | | • | | • | | ✓ | ✓ | ✓ | | | | |
| 89R50 | 6 | | | | • | | • | | | | • | | • | | • | | ✓ | ✓ | ✓ | | | | |
| 89R63 | 6 | | | | | • | • | | | | • | | • | | • | | ✓ | ✓ | ✓ | | | | |
| 89B20 | 12 | • | | | | | • | | | | • | | • | | • | | ✓ | ✓ | ✓ | | | | |
| 89B32 | 12 | | • | | | | • | | | | • | | • | | • | | ✓ | ✓ | ✓ | | | | |
| 89B40 | 12 | | | • | | | • | | | | • | | • | | • | | ✓ | ✓ | ✓ | | | | |
| 89B50 | 12 | | | | • | | • | | • | | • | | • | | • | | ✓ | ✓ | ✓ | | | | |
| 89B63 | 12 | | | | | • | • | | | | • | | • | | • | | ✓ | ✓ | ✓ | | | | |
| 8115/8116 | 17 | • | | | | | • | | | | • | | • | | • | | ✓ | ✓ | ✓ | ✓ | | | |
| 8315/9316 | 17 | | | • | | | • | | | | • | | • | | • | | ✓ | ✓ | ✓ | ✓ | | | |
| 89E20 | 21 | • | | | | | • | | | | • | | • | | • | | ✓ | ✓ | ✓ | | | | |
| 89E32 | 21 | | • | | | | • | | | | • | | • | | • | | ✓ | ✓ | ✓ | | | | |
| 89E40 | 21 | | | • | | | • | | | | • | | • | | • | | ✓ | ✓ | ✓ | | | | |
| 89E50 | 21 | | | | • | | • | | • | | • | | • | | • | | ✓ | ✓ | ✓ | | | | |
| 89E63 | 21 | | | | | • | • | | | | • | | • | | • | | ✓ | ✓ | ✓ | | | | |
| 8015/8016 | 26 | • | | | | | • | | | | • | | • | | • | | ✓ | ✓ | ✓ | ✓ | | | |
| 8215/8216 | 26 | | • | | | | • | | | | • | | • | | • | | ✓ | ✓ | ✓ | ✓ | | | |
| 8415/8416 | 26 | | | • | | | • | | | | • | | • | | • | | ✓ | ✓ | ✓ | ✓ | | | |
| 035-125 | 30 | • | | | | | • | | | | • | | • | | • | | ✓ | ✓ | ✓ | | | | |
| 035-132 | 30 | | • | | | | • | | | | • | | • | | • | | ✓ | ✓ | ✓ | | | | |
| 035-140 | 30 | | | • | | | • | | • | | • | | • | | • | | ✓ | ✓ | ✓ | | | | |
| 035-150 | 30 | | | | • | | • | | | | • | | • | | • | | ✓ | ✓ | ✓ | | | | |
| 035-225 | 30 | • | | | | | • | | | | • | | • | | • | | ✓ | ✓ | ✓ | | | | |
| 035-232 | 30 | | • | | | | • | | | | • | | • | | • | | ✓ | ✓ | ✓ | | | | |
| 035-240 | 30 | | | • | | | • | | | | • | | • | | • | | ✓ | ✓ | ✓ | | | | |
| 035-250 | 30 | | | | • | | • | | | | • | | • | | • | | ✓ | ✓ | ✓ | | | | |
| 8725 | 35 | • | | | | | • | | | | • | | • | | • | | ✓ | ✓ | ✓ | | ✓ | ✓ | |
| 8732 | 35 | | • | | | | • | | | | • | | • | | • | | ✓ | ✓ | ✓ | | ✓ | ✓ | |
| 8740 | 35 | | | • | | | • | | | | • | | • | | • | | ✓ | ✓ | ✓ | | ✓ | ✓ | |
| 8750 | 35 | | | | | | • | | | | • | | • | | • | | ✓ | ✓ | ✓ | | ✓ | ✓ | |
| 6004-SW | 40 | | N/A | | | | • | | | | • | | • | | • | | ✓ | ✓ | ✓ | ✓ | ✓ | ✓ | |



CLICK OR SCAN
To view full PDF
catalog pages on
these products

PNEUMATIC POWER CYLINDERS

See pages MC-PPC-1 to 12 for more information



CLICK OR SCAN
To view full PDF
catalog pages on
these products

HYDRAULIC POWER CLAMPS

See pages MC-HYD-1 to 14 for more information



PNEUMATIC POWER CLAMPS

Sizing and Application Chart

CLICK OR SCAN

To view full PDF
catalog pages on
these products



| Series | Page PC-ELC-# | Page PC-PC-# | Holding Torque at 5 bar Nm [ft-lb] | | | | | | Clamping Torque at 5 bar Nm [ft-lb] | | | | | | Piston Diameter mm [in] | | | | | |
|-----------|---------------|--------------|---------------------------------------|------------------------|--------------------------|----------------------------|-----------------------------|--------------------|--|--------------------------|----------------------------|-----------------------------|---------------------|-----------|----------------------------|-----------|-----------|-----------|-----------|--|
| | | | 0 to 100 [0 to 74] | 100 to 500 [74 to 369] | 500 to 1000 [369 to 738] | 1000 to 2000 [738 to 1475] | 2000 to 4000 [1475 to 2950] | 0 to 100 [0 to 74] | 100 to 500 [74 to 369] | 500 to 1000 [369 to 738] | 1000 to 2000 [738 to 1475] | 2000 to 4000 [1475 to 2950] | Less than 25 [0.98] | 25 [0.98] | 32 [1.26] | 40 [1.57] | 50 [1.97] | 63 [2.48] | 80 [3.15] | |
| 92W | 1 | | ● | | | | | ●● | | | | | | | | | | | | |
| 81L | 1 | | ● | | | | | ● | | | | ● | | | | | | | | |
| 82L-4 | 5 | | ● | | | | | ● | | | ●● | | | | | | | | | |
| 82L-3E | 13 | | ●● | | | | | ●● | | | ●● | | | ●● | | | | | | |
| TCC-2 | 29 | | ●● | | | | | ●● | | | | | | ●● | | | | | | |
| 82M-3E | 33 | | ● | | ●● | | | ●● | | | | | | ●● | | | ●● | | | |
| 52H-3E | 59 | | | | ● | | | | | | | | | | | | | | | |
| 870/871 | 71 | | ● | | | | | ● | | | | | | | | ● | | | | |
| 860/861 | 73 | | | ● | | | | ● | | | | | | | | ● | | | | |
| 890/891 | 73 | | | | ● | | | ● | | | | | | | | | ● | | | |
| 1000/1001 | 73 | | | | ● | | | | ● | | | | | | | | ●● | | | |
| 82D | 75 | | ● | | | | | ●● | | | | | | | ● | | ● | | | |
| 84A | 83 | | ●● | | | | | ●● | | | | | | | ●● | | | | | |



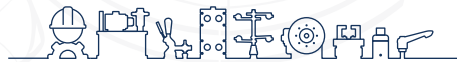
CLICK OR SCAN
To view full PDF
catalog pages on
these products

PNEUMATIC POWER CLAMPS

Sizing and Application Chart

| Material | Weight Kg [lbs] | Suitable Application Areas | | | | | | | | | | | | | Features | | | | | | | | | | | | | |
|-----------|-----------------------------|----------------------------|-------|----------|-----------|--------------------|-----------------------|------------------------|-------------------------|---------------------|--------------------|-----------------------|------------------------|---------------------|----------|----------|-------------------|---------------|-----------|------------|--------------------------|-----------------------------|-----------|------------------------|--------------------------|------------|--------------|----------------|
| | | Aluminum | Steel | Electric | Pneumatic | 0 to 2 [0 to 4.41] | 2 to 4 [4.41 to 8.82] | 4 to 6 [8.82 to 13.23] | 6 to 8 [13.23 to 17.64] | More than 8 [17.64] | 0 to 0,5 [0 to 31] | 0,5 to 1,0 [31 to 61] | 1,0 to 2,0 [61 to 122] | More than 2,0 [122] | Welding | Assembly | Dirty Environment | End Effectors | Machining | Duty Cycle | Adjustable Opening Angle | Inductive Sensors Available | Dual Arms | Tolerance Compensating | Manual Version Available | Center Arm | Lateral Arms | Toggle Locking |
| Aluminum | | ● | | ● | | ● | | | | | | | | ○ | ○ | ○ | ○ | ○ | ○ | ○ | ✓ | ✓ | | ✓ | | ✓ | ✓ | ✓ |
| Steel | | ● | | | ● | ● | | | | ● | | | | ⊗ | ○ | ○ | ○ | ○ | ○ | ○ | ○ | | | | | ✓ | | ✓ |
| Electric | | | | ● | ● | | | | | ● | | | | ○ | ○ | ○ | ○ | ○ | ○ | ○ | ✓ | ✓ | | | ✓ | ✓ | ✓ | ✓ |
| Pneumatic | | | | ● | ● | ● | | | | ● | ● | ● | | ○ | ○ | ○ | ○ | ○ | ○ | ○ | ✓ | ✓ | | | ✓ | ✓ | ✓ | ✓ |
| | 0 to 2 [0 to 4.41] | | | ● | ● | ● | | | | ● | ● | ● | | ○ | ○ | ○ | ○ | ○ | ○ | ○ | ✓ | ✓ | | | ✓ | ✓ | ✓ | ✓ |
| | 2 to 4 [4.41 to 8.82] | | | ● | ● | ● | | | | ● | ● | ● | | ○ | ○ | ○ | ○ | ○ | ○ | ○ | ✓ | ✓ | | | ✓ | ✓ | ✓ | ✓ |
| | 4 to 6 [8.82 to 13.23] | | | ● | ● | ● | | | | ● | ● | ● | | ○ | ○ | ○ | ○ | ○ | ○ | ○ | ✓ | ✓ | | | ✓ | ✓ | ✓ | ✓ |
| | 6 to 8 [13.23 to 17.64] | | | ● | ● | ● | | | | ● | ● | ● | | ○ | ○ | ○ | ○ | ○ | ○ | ○ | ✓ | ✓ | | | ✓ | ✓ | ✓ | ✓ |
| | More than 8 [17.64] | | | ● | ● | ● | | | | ● | ● | ● | | ○ | ○ | ○ | ○ | ○ | ○ | ○ | ✓ | ✓ | | | ✓ | ✓ | ✓ | ✓ |
| | 0 to 0,5 [0 to 31] | | | ● | ● | ● | | | | ● | ● | ● | | ○ | ○ | ○ | ○ | ○ | ○ | ○ | ✓ | ✓ | | | ✓ | ✓ | ✓ | ✓ |
| | 0,5 to 1,0 [31 to 61] | | | ● | ● | ● | | | | ● | ● | ● | | ○ | ○ | ○ | ○ | ○ | ○ | ○ | ✓ | ✓ | | | ✓ | ✓ | ✓ | ✓ |
| | 1,0 to 2,0 [61 to 122] | | | ● | ● | ● | | | | ● | ● | ● | | ○ | ○ | ○ | ○ | ○ | ○ | ○ | ✓ | ✓ | | | ✓ | ✓ | ✓ | ✓ |
| | More than 2,0 [122] | | | ● | ● | ● | | | | ● | ● | ● | | ○ | ○ | ○ | ○ | ○ | ○ | ○ | ✓ | ✓ | | | ✓ | ✓ | ✓ | ✓ |
| | Welding | | | ● | ● | ● | | | | ● | ● | ● | | ○ | ○ | ○ | ○ | ○ | ○ | ○ | ✓ | ✓ | | | ✓ | ✓ | ✓ | ✓ |
| | Assembly | | | ● | ● | ● | | | | ● | ● | ● | | ○ | ○ | ○ | ○ | ○ | ○ | ○ | ✓ | ✓ | | | ✓ | ✓ | ✓ | ✓ |
| | Dirty Environment | | | ● | ● | ● | | | | ● | ● | ● | | ○ | ○ | ○ | ○ | ○ | ○ | ○ | ✓ | ✓ | | | ✓ | ✓ | ✓ | ✓ |
| | End Effectors | | | ● | ● | ● | | | | ● | ● | ● | | ○ | ○ | ○ | ○ | ○ | ○ | ○ | ✓ | ✓ | | | ✓ | ✓ | ✓ | ✓ |
| | Machining | | | ● | ● | ● | | | | ● | ● | ● | | ○ | ○ | ○ | ○ | ○ | ○ | ○ | ✓ | ✓ | | | ✓ | ✓ | ✓ | ✓ |
| | Duty Cycle | | | ● | ● | ● | | | | ● | ● | ● | | ○ | ○ | ○ | ○ | ○ | ○ | ○ | ✓ | ✓ | | | ✓ | ✓ | ✓ | ✓ |
| | Adjustable Opening Angle | | | ● | ● | ● | | | | ● | ● | ● | | ○ | ○ | ○ | ○ | ○ | ○ | ○ | ✓ | ✓ | | | ✓ | ✓ | ✓ | ✓ |
| | Inductive Sensors Available | | | ● | ● | ● | | | | ● | ● | ● | | ○ | ○ | ○ | ○ | ○ | ○ | ○ | ✓ | ✓ | | | ✓ | ✓ | ✓ | ✓ |
| | Dual Arms | | | ● | ● | ● | | | | ● | ● | ● | | ○ | ○ | ○ | ○ | ○ | ○ | ○ | ✓ | ✓ | | | ✓ | ✓ | ✓ | ✓ |
| | Tolerance Compensating | | | ● | ● | ● | | | | ● | ● | ● | | ○ | ○ | ○ | ○ | ○ | ○ | ○ | ✓ | ✓ | | | ✓ | ✓ | ✓ | ✓ |
| | Manual Version Available | | | ● | ● | ● | | | | ● | ● | ● | | ○ | ○ | ○ | ○ | ○ | ○ | ○ | ✓ | ✓ | | | ✓ | ✓ | ✓ | ✓ |
| | Center Arm | | | ● | ● | ● | | | | ● | ● | ● | | ○ | ○ | ○ | ○ | ○ | ○ | ○ | ✓ | ✓ | | | ✓ | ✓ | ✓ | ✓ |
| | Lateral Arms | | | ● | ● | ● | | | | ● | ● | ● | | ○ | ○ | ○ | ○ | ○ | ○ | ○ | ✓ | ✓ | | | ✓ | ✓ | ✓ | ✓ |
| | Toggle Locking | | | ● | ● | ● | | | | ● | ● | ● | | ○ | ○ | ○ | ○ | ○ | ○ | ○ | ✓ | ✓ | | | ✓ | ✓ | ✓ | ✓ |

○ Excellent/High ○ Fair/Medium ● Poor/Low ⊗ Not Recommended



inf @ /CESEHSA.com.mx

