

# RPB SERIES

## 2-Jaw Heavy-Duty Parallel Grippers | Features and Benefits | How to Order

### Features:

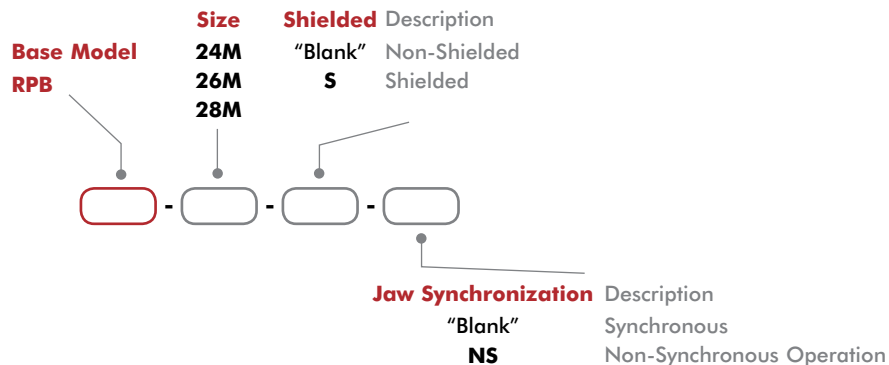
- High accuracy, sealed, low friction roller bearing, long stroke gripper
- Grip force of 2669N with strokes from 101mm to 203mm (maintains full grip force even at long finger lengths)
- Rack and pinion design for high repeatability
- Purge ports maintain long term smooth operation in harsh environments.
- Viton® seals for extended temperature operating range.
- Optional non-synchronous jaw operation
- Part sensing using up to 4 inductive sensors



### Applications:

- Foundry applications
- Gantry systems
- Large heavy part handling
- Long finger lengths

## RPB Series How To Order



## RPB Series Accessories

Sensor Accessories	Model Numbers	Part Number	Qty/Unit
12mm Sensor Mounting Kit (mounts 2 sensors)	24, 26, 28	OSMK-078	1-2
12mm Sensor Mounting Kit (mounts 2 sensors)	24-S, 26-S, 28-S	OSMK-079	1-2
12mm PNP Inductive Sensor with Quick Disconnect*	All Models	OISP-017	1-4
12mm NPN Inductive Sensor with Quick Disconnect*	All Models	OISN-017	1-4
Quick Disconnect 2 Meter Cable Length*	All Models	CABL-014	1-4

Pneumatic Accessories	Model Numbers	Part Number	Qty/Unit
Fail Safe Valve (Metric)	All Models	OFSV-006	1

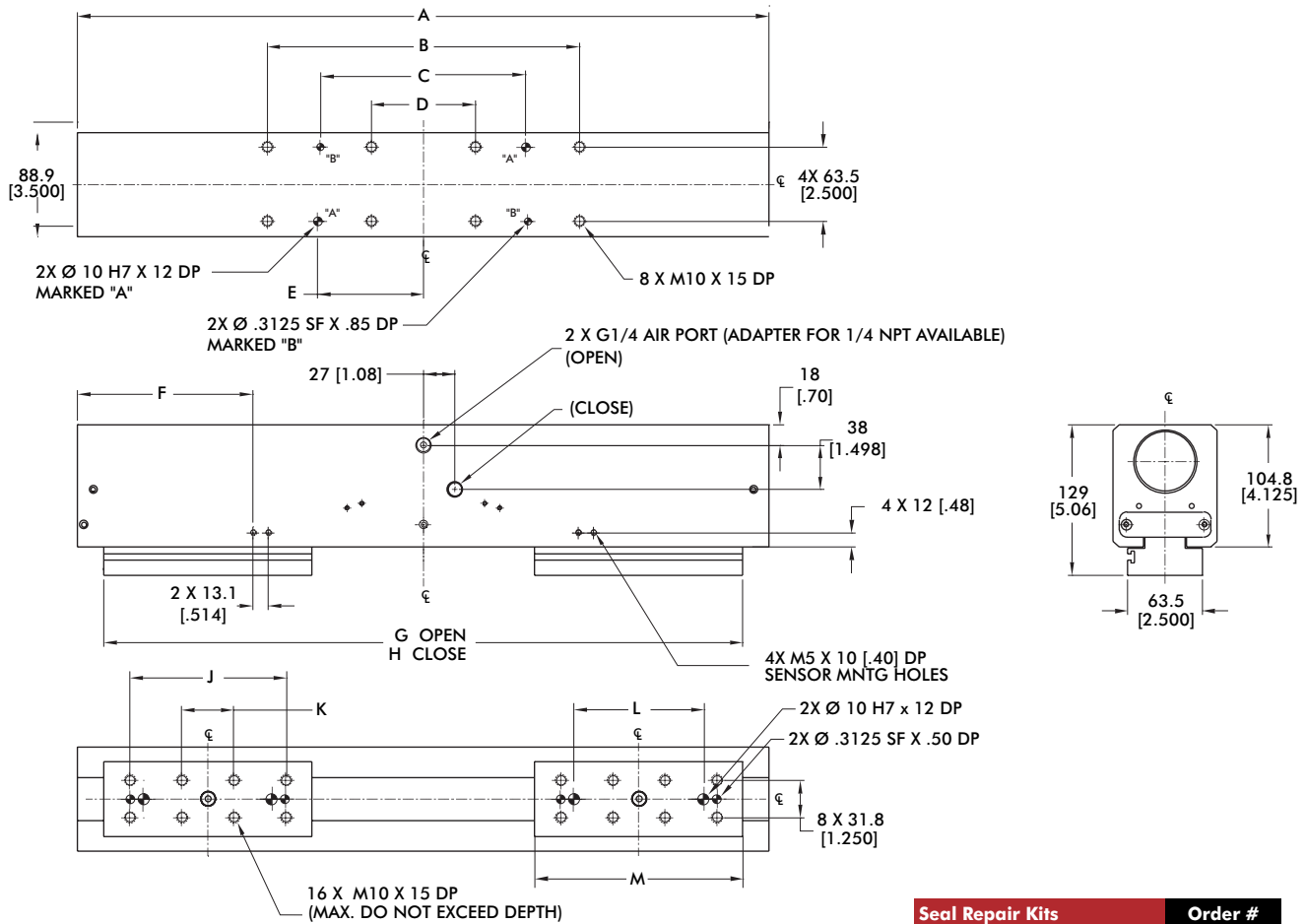
\*Sensor and cable sold separately.

## 2-Jaw Heavy-Duty Parallel Grippers | Technical Specifications

Specifications	Units	24M, 24M-S	26M, 26M-S	28M, 28M-S
Total Rated Grip Force <b>F</b> @ 100 psi [7 bar]	N [lbs]	2669 [600]		
Total Stroke	mm [in]	101.6 [4]	152.4 [6]	203.2 [8]
Weight	kg [lbs]	10.9 [24]	14.5 [32]	19.1 [42]
Pressure Range	bar [psi]	1.4-7 [20-100]		
Cylinder Bore Ø	mm [in]	50.8 [2.000]		
Displacement	cm <sup>3</sup> [in <sup>3</sup> ]	204.8 [12.5]	308.1 [18.8]	410 [25]
Temperature Range (Viton® seals)	°C [°F]	-30°~150° [-20°~300°]		
Actuation	sec	0.5	0.75	1.00
Accuracy	mm [in]	±0.13 [±0.005]		
Repeatability	mm[in]	±0.05 [±0.0020]		
Valve to Actuate Double Acting		4-way, 2-position		

# RPB-24M, -26M, -28M

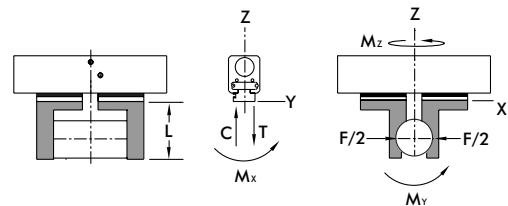
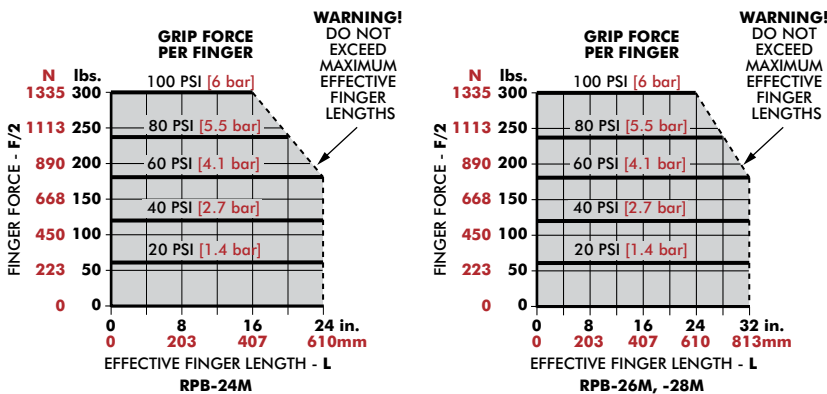
## 2-Jaw Heavy-Duty Parallel Grippers | Dimensions and Technical Specifications



**Seal Repair Kits**      **Order #**  
 Viton® Seal Repair Kit      SLKT-123V

Model	A	B	C	D	E	F	G	H	J	K	L	M
<b>RPB-24M</b>	438.2 [17.250]	152.4 [6.000]	101.6 [4.000]	50.8 [2.000]	50.8 [2.000]	98.9 [3.90]	394 [15.50]	292 [11.50]	101.6 [4.000]	38.1 [1.500]	82.0 [3.2284]	127.0 [5.000]
<b>RPB-26M</b>	590.5 [23.250]	266.7 [10.500]	177.8 [7.000]	88.9 [3.500]	88.9 [3.500]	150 [5.90]	546 [21.50]	394 [15.50]	133.4 [5.250]	44.5 [1.750]	112.0 [4.4094]	178 [7.00]
<b>RPB-28M</b>	743.0 [29.250]	381.0 [15.000]	254.0 [10.000]	127.0 [5.000]	127.0 [5.000]	188 [7.39]	699 [27.50]	495 [19.50]	165.1 [6.500]	50.8 [2.000]	140.0 [5.5118]	229 [9.00]

### Loading Information

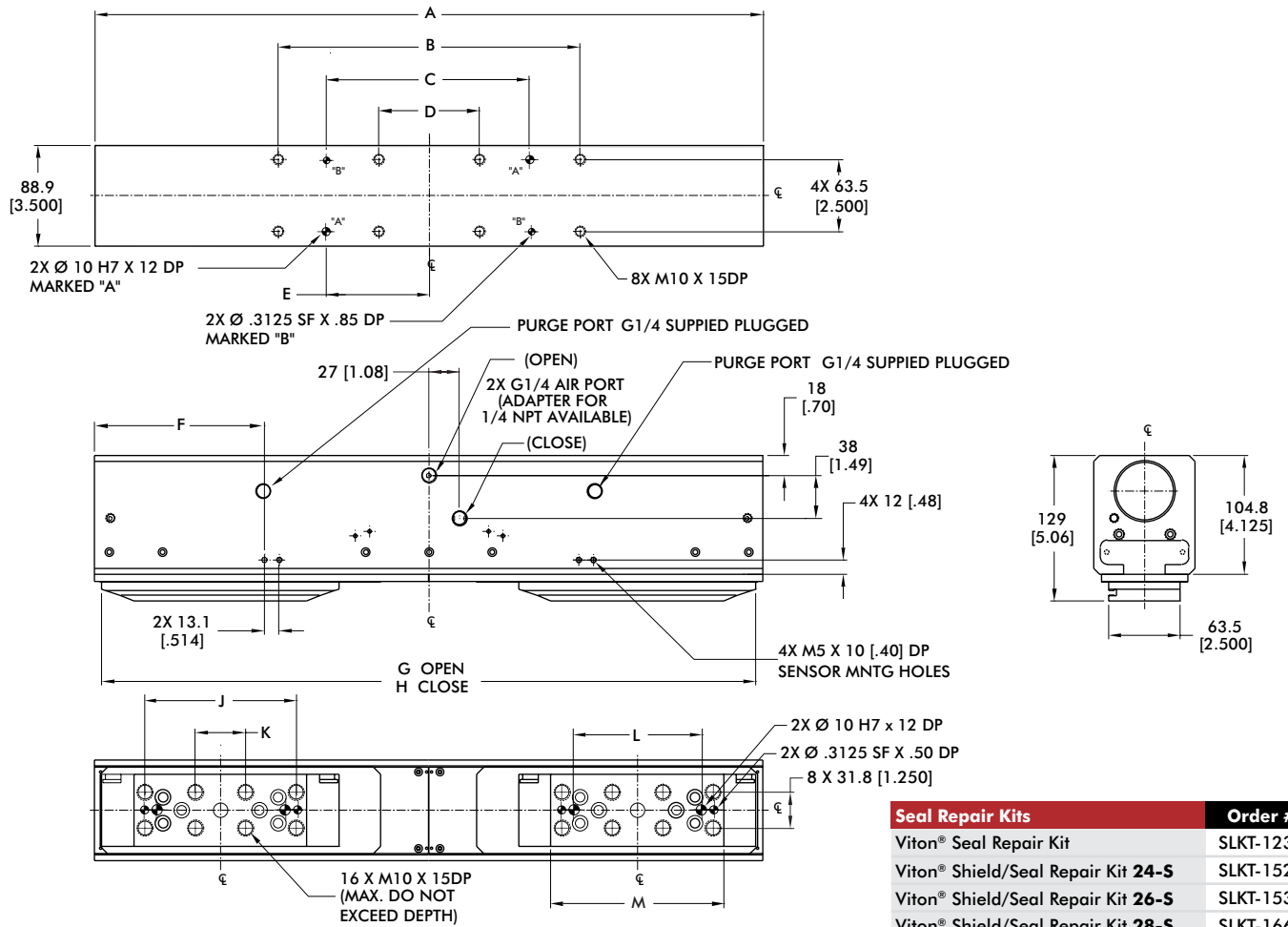


Static Load	-24M	-26M, -28M
Maximum Tensile <b>T</b>	6672 N [1500 lbs]	8896 N [2000 lbs]
Maximum Compressive <b>C</b>	6672 N [1500 lbs]	8896 N [2000 lbs]
Maximum Moment <b>M<sub>x</sub></b>	339 Nm [3000 in-lbs]	396 Nm [3500 in-lbs]
Maximum Moment <b>M<sub>y</sub></b>	339 Nm [3000 in-lbs]	396 Nm [3500 in-lbs]
Maximum Moment <b>M<sub>x</sub></b>	339 Nm [3000 in-lbs]	396 Nm [3500 in-lbs]

\*Capacities are per set of jaws and are not simultaneous

# RPB-24M-S, -26M-S, -28M-S

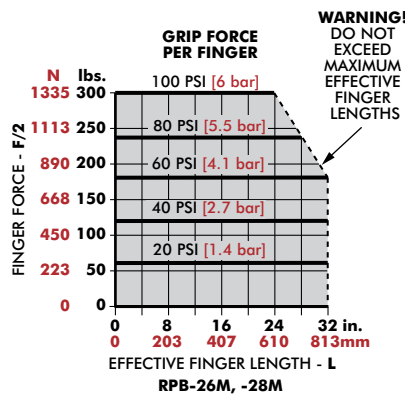
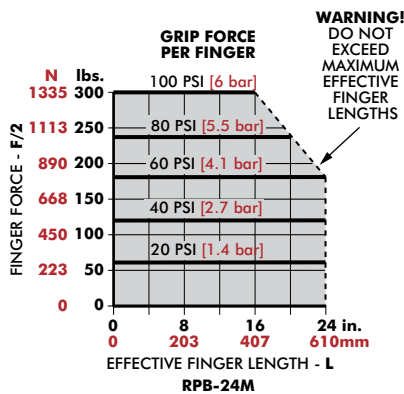
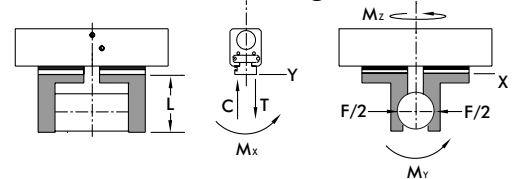
## 2-Jaw Heavy-Duty Parallel Grippers | Dimensions and Technical Specifications



Seal Repair Kits	Order #
Viton® Seal Repair Kit	SLKT-123V
Viton® Shield/Seal Repair Kit <b>24-S</b>	SLKT-152V
Viton® Shield/Seal Repair Kit <b>26-S</b>	SLKT-153V
Viton® Shield/Seal Repair Kit <b>28-S</b>	SLKT-166V

Model	A	B	C	D	E	F	G	H	J	K	L	M
<b>RPB-24M-S</b>	438.2 [17.250]	152.4 [6.000]	101.6 [4.000]	50.8 [2.000]	50.8 [2.000]	98.9 [3.90]	427 [16.82]	325 [12.79]	101.6 [4.000]	38.1 [1.500]	82.0 [3.2284]	124 [4.88]
<b>RPB-26M-S</b>	590.5 [23.250]	266.7 [10.500]	177.8 [7.000]	88.9 [3.500]	88.9 [3.500]	150 [5.90]	578 [22.75]	425 [16.75]	133.4 [5.250]	44.5 [1.750]	112.0 [1.4094]	153 [6.03]
<b>RPB-28M-S</b>	743.0 [29.250]	381.0 [15.000]	254.0 [10.000]	127.0 [5.000]	127.0 [5.000]	188 [7.39]	724 [28.50]	521 [20.50]	165.1 [6.500]	50.8 [2.000]	140.0 [5.5118]	197 [7.77]

### Loading Information



Static Load	-24M	-26M, -28M
Maximum Tensile <b>T</b>	6672 N [1500 lbs]	8896 N [2000 lbs]
Maximum Compressive <b>C</b>	6672 N [1500 lbs]	8896 N [2000 lbs]
Maximum Moment <b>M<sub>x</sub></b>	339 Nm [3000 in-lbs]	396 Nm [3500 in-lbs]
Maximum Moment <b>M<sub>y</sub></b>	339 Nm [3000 in-lbs]	396 Nm [3500 in-lbs]
Maximum Moment <b>M<sub>x</sub></b>	339 Nm [3000 in-lbs]	396 Nm [3500 in-lbs]

\*Capacities are per set of jaws and are not simultaneous