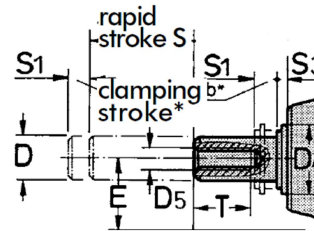
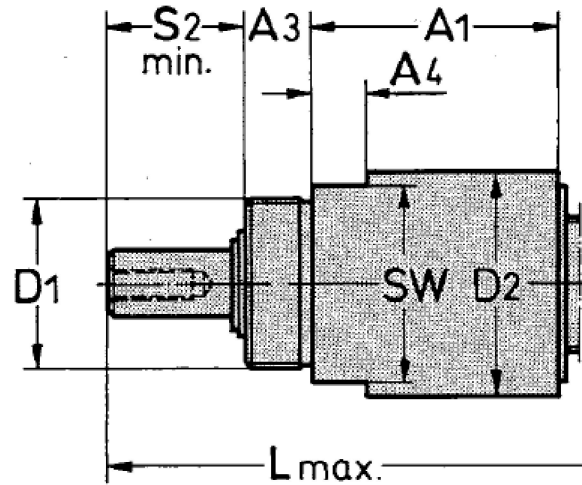
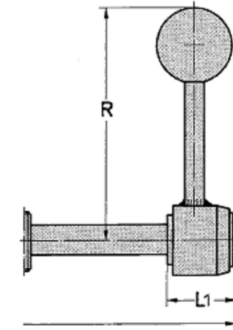


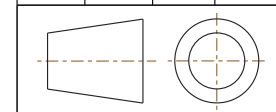
Shaft detail



Hand lever



A1~	44	L1	27
A3~	12	R~	95
A4	10	S2	15
D (h8)	12	S3	2,5
D1	M30x1,5	SW	35
D2	40	T	12
D4	20	S	45
D5	M6	S1	3
L~	153	E	N/A



NOTES :

1. MAX. HOLDING CAPACITY : [675 lbs] 3000 N
2. CLAMPING FORCE (FS) : [425 lbs] 1900 N
3. OPERATING FORCE (FB) : [22 lbs] 100 N
4. WEIGHT : [1.31 lbs] 0,595 N
5. OPERATING METHOD : HAND LEVER
6. DIMENSIONS AND TOLERANCES SUBJECT TO CHANGE WITHOUT PRIOR NOTICE

COMPONENT

Variable Stroke Straight Line Action Clamps

DIMENSIONS : [IN] MM

G-121-45

REV

02/20/19

TOLERANCES : ±[0.020] 0.51

G-SERIES

SHEET

1 of 1



15 Corporate Drive,
Auburn Hills, MI 48326, USA
Phone: 888-337-8226, Fax: 800-682-9689
www.destaco.com

This Drawing is the Property of DESTACO.
It contains confidential, proprietary
information that is DESTACO property. Do
not disclose to or duplicate for others
except as authorized by DESTACO.