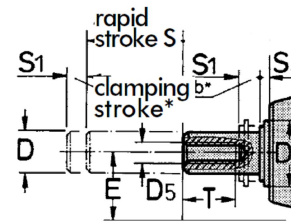
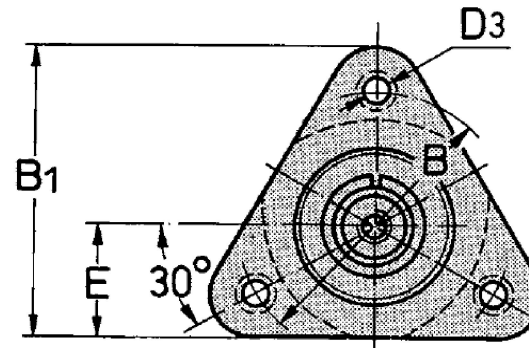
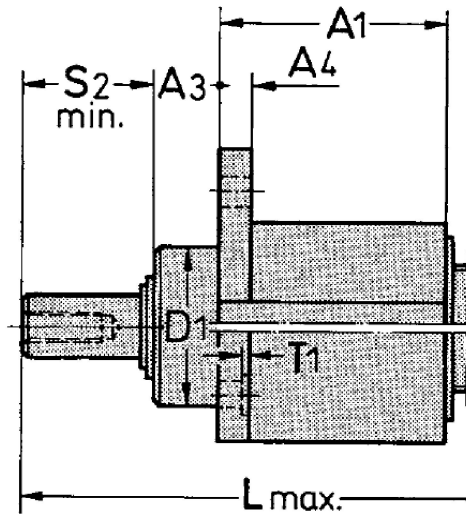
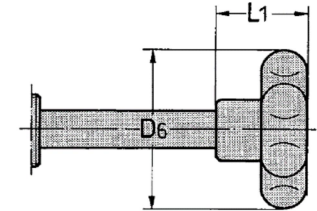


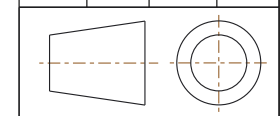
Shaft detail



Hand wheel



A1~	60	D6	75
A3~	14	E	28
A4	14	L~	196
B	68	L1	35
B1~	73	S2	18
D(h8)	16	S3	3
D1	40(f7)	T	15
D3	9	T1	1
D4	25	S	60
D5	M8	S1	4



NOTES :

1. MAX. HOLDING CAPACITY : [2020 lbs] 9000 N
2. CLAMPING FORCE (FS) : [190 lbs] 850 N
3. OPERATING FORCE (FB) : [22 lbs] 100 N
4. WEIGHT : [2.92 lbs] 1,325 N
5. OPERATING METHOD : HAND WHEEL
6. DIMENSIONS AND TOLERANCES SUBJECT TO CHANGE WITHOUT PRIOR NOTICE

COMPONENT	Variable Stroke Straight Line Action Clamps	
DIMENSIONS : [IN] MM	FL-162-60	REV
TOLERANCES : ±[0.020] 0.51	FL-SERIES	02/19/19
		SHEET
		1 of 1



15 Corporate Drive,
Auburn Hills, MI 48326, USA
Phone: 888-337-8226, Fax: 800-682-9689
www.destaco.com

This Drawing is the Property of DESTACO.
It contains confidential, proprietary
information that is DESTACO property. Do
not disclose to or duplicate for others
except as authorized by DESTACO.