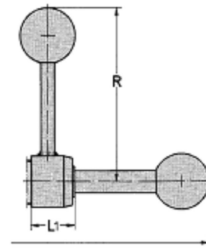
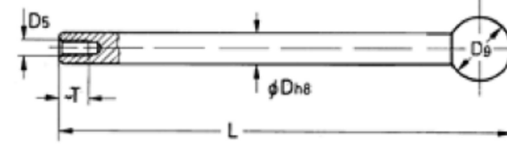


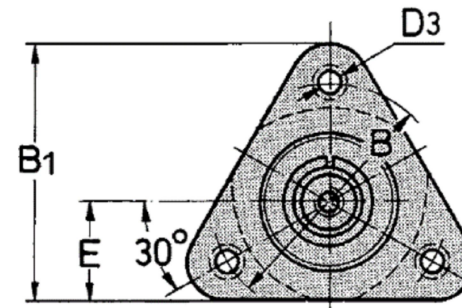
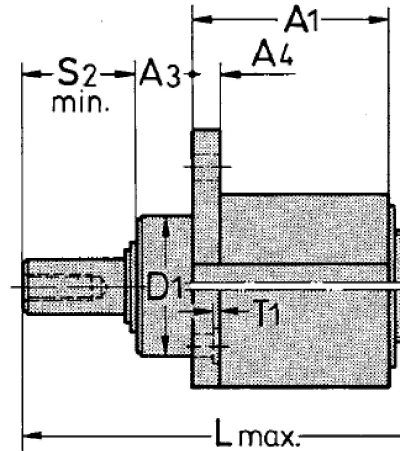
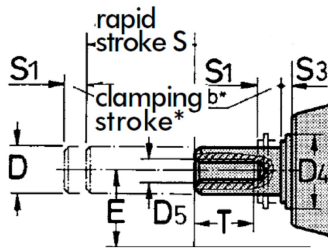
Plunger and hand lever



Plunger



Shaft detail

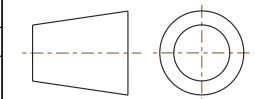


A1~	60	D5	M8
A3~	14	E	28
A4	14	L1	33
B	68	R	130
B1~	73	S2	3
D(h8)	16	S3	3
D1	40(F7)	T	15
D2	52	T1	1
D3	9	S1	4
D4	25	N/A	N/A

NOTES :

1. MAX. HOLDING CAPACITY : [2020 lbs] 9000 N
2. CLAMPING FORCE (FS) : [560 lbs] 2500 N
3. OPERATING FORCE (FB) : [22 lbs] 100 N
4. WEIGHT : [2.49 lbs] 1,130 N
5. OPERATING METHOD : PLUNGER AND HAND LEVER
6. PLUNGER ORDER SEPARATELY
7. DIMENSIONS AND TOLERANCES SUBJECT TO CHANGE WITHOUT PRIOR NOTICE

RAPID STROKES (S)	100	200	300
STROKES (L)	280	380	480
PLUNGER WEIGHT [lbs] kg	[0.88] 0,400	[1.10] 0,500	[1.54] 0,700



COMPONENT Variable Stroke Straight Line Action Clamps



15 Corporate Drive,
Auburn Hills, MI 48326, USA
Phone: 888-337-8226, Fax: 800-682-9689
www.destaco.com

This Drawing is the Property of DESTACO.
It contains confidential, proprietary information that is DESTACO property. Do not disclose to or duplicate for others except as authorized by DESTACO.

DIMENSIONS : [IN] MM

TOLERANCES : ±[0.020] 0.51

FL-160

FL-SERIES

REV

02-19-19

SHEET

1 of 1