



# Alfa Laval CB112 / CBH112 / CBP112 / CBXP112

## Brazed plate heat exchanger

### Introduction

Alfa Laval CB brazed plate heat exchangers provide efficient heat transfer with a small footprint.

### Applications

- HVAC heating and cooling
- Refrigeration
- Oil cooling
- Industrial heating and cooling

### Benefits

- Compact
- Easy to install
- Self-cleaning
- Low level of service and maintenance is required
- All units are pressure and leak tested
- Gasket free

### Branded Features

#### Design

The brazing material seals and holds the plates together at the contact points ensuring optimal heat transfer efficiency and pressure resistance. Using advanced design technologies and extensive verification guarantees the highest performance and longest possible service life.

Different pressure ratings are available for different needs.

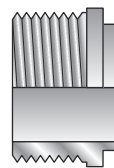
The XP design is particularly suited for CO<sub>2</sub> applications.

Asymmetric channels provide optimal efficiency in the most compact design. This results in low refrigerant charge or lower pressure drop on the water or brine side, reducing the CO<sub>2</sub> footprint.

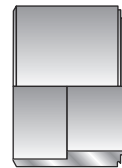
Based on standard components and a modular concept, including symmetric and asymmetric channels, each unit is custom-built to meet the specific requirements of each individual installation.



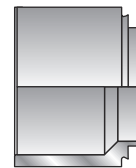
### Examples of connections



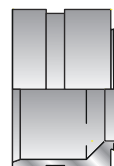
External thread



Soldering



Welding



Grooved connection

## Technical data

### Standard materials

Cover plates	Stainless steel
Connections	Stainless steel
Plates	Stainless steel
Brazing filler	Copper

## Dimensions and weight

### Dimensions and weight <sup>1</sup>

A-measurement (mm)	$16 + (2.07 * n)$
A-measurement (inches)	$0.63 + (0.08 * n)$
Weight (kg) <sup>2</sup>	$4.82 + (0.35 * n)$
Weight (lb) <sup>2</sup>	$10.63 + (0.77 * n)$

<sup>1</sup> n = number of plates

<sup>2</sup> Excluding connections

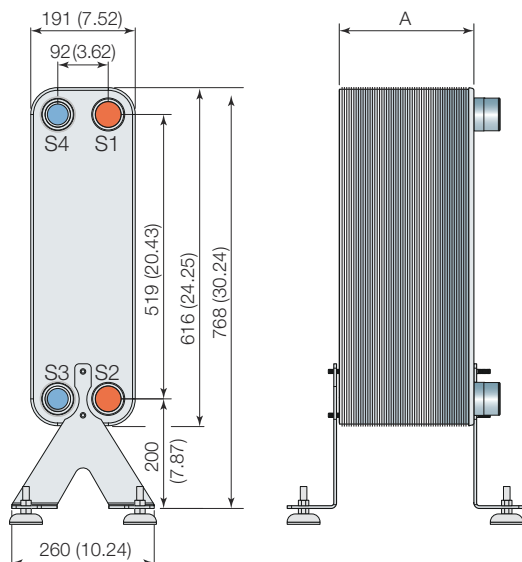
### Standard data

	H, L, M: 0.18 (0.0476)
Volume per channel, litres (gal)	CB/CBH/CBP AH (S1-S2): 0.2 (0.0528) CB/CBH/CBP AH (S3-S4): 0.16 (0.0423)
Max. particle size, mm (inch)	1 (0.039)
Max. flowrate <sup>1</sup> m <sup>3</sup> /h (gpm)	51 (224.5)
Flow direction	Parallel
Min. number of plates	10
Max. number of plates	300

<sup>1</sup> Water at 5 m/s (16.4 ft/s) (connection velocity)

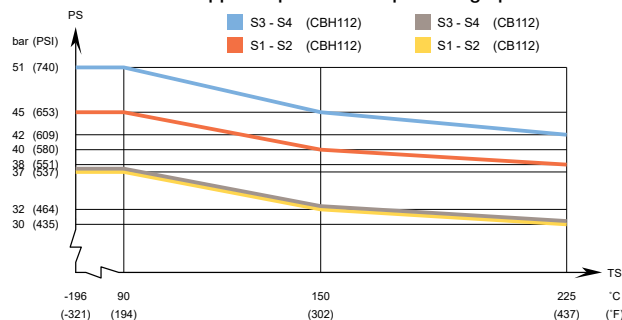
## Dimensional drawing

Measurements in mm (inches)

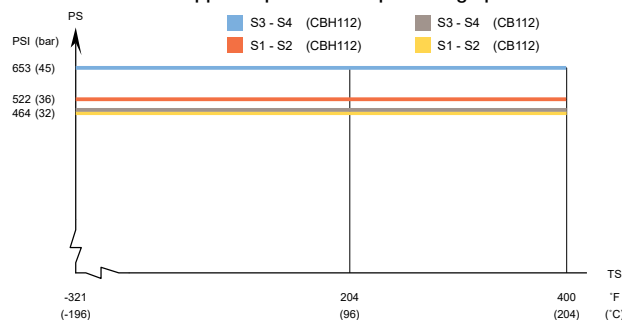


## Design pressure and temperature

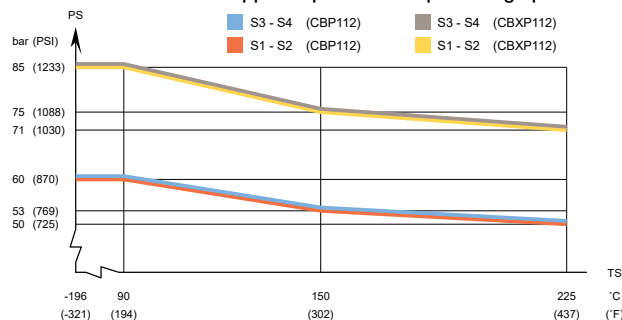
### CB112/CBH112 – PED approval pressure/temperature graph



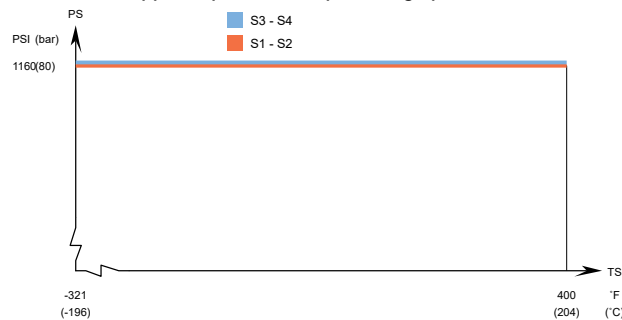
### CB112/CBH112 – UL approval pressure/temperature graph



### CBP112 / CBXP112 – PED approval pressure/temperature graph



### CBXP112 – UL approval pressure/temperature graph



Designed for full vacuum.

Alfa Laval plate heat exchangers are available with a wide range of pressure vessel approvals. Please contact your Alfa Laval representative for more information.

**NOTE:** Values above are to be used as an indication. For exact values, please use the drawing generated by the Alfa Laval configurator or contact your local Alfa Laval representative.



inf @ /CESEHSA.com.mx

