

Alfa Laval AC18 / ACH18 / ACK18

Brazed plate heat exchanger for air conditioning and refrigeration

Introduction

Alfa Laval AC brazed plate heat exchangers provide efficient heat transfer with a small footprint. They are specifically designed to work in air conditioning and refrigeration applications as evaporators and condensers in chillers and heat pumps.

Applications

- Evaporator
- Condenser
- Cascade systems

Benefits

- Compact
- Easy to install
- Self-cleaning
- Low level of service and maintenance is required
- All units are pressure and leak tested
- Gasket free

Design

The brazing material seals and holds the plates together at the contact points ensuring optimal heat transfer efficiency and pressure resistance. Using advanced design technologies and extensive verification guarantees the highest performance and longest possible service life.

Different pressure ratings are available for different needs.

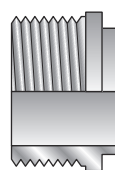
Asymmetric channels provide optimal efficiency in the most compact design. This results in low refrigerant charge or lower pressure drop on the water or brine side, reducing the CO₂ footprint.

Based on standard components and a modular concept, each unit is custom-built to meet the specific requirements of each individual installation.

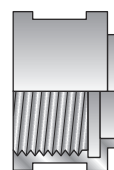
Suitable with most HFC, HFO and natural refrigerants.



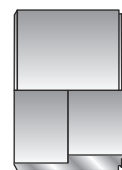
Examples of connections



External thread



Internal thread



Soldering

Technical Data

Standard materials

Cover plates	Stainless steel
Connections	Stainless steel
Plates	Stainless steel
Brazing filler	Copper

Dimensions and weight ¹

A measure (mm)	$8.8 + (2.16 * n)$
A measure (inches)	$0.35 + (0.09 * n)$
Weight (kg) ²	$0.4 + (0.07 * n)$
Weight (lb) ²	$0.88 + (0.15 * n)$

¹ n = number of plates

² Excluding connections

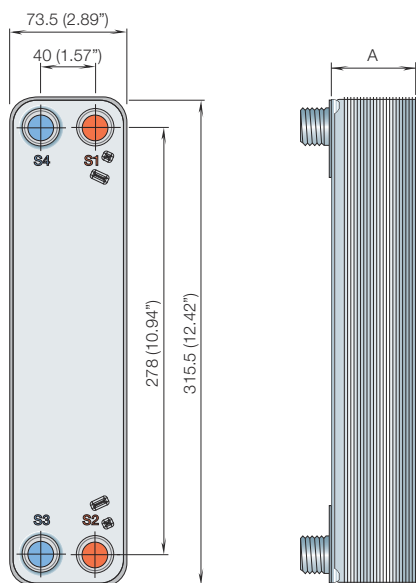
Standard data

Volume per channel, litres (gal)	A (S1-S2): 0.042 (0.0111) A (S3-S4): 0.0345 (0.0091) H: 0.0379 (0.0100)
Max. particle size, mm (inch)	1.1 (0.043)
Max. flowrate ¹ m ³ /h (gpm)	4.1 (18.1)
Flow direction	Parallel
Min. number of plates	4
Max. number of plates	52

¹ Water at 5 m/s (16.4 ft/s) (connection velocity)

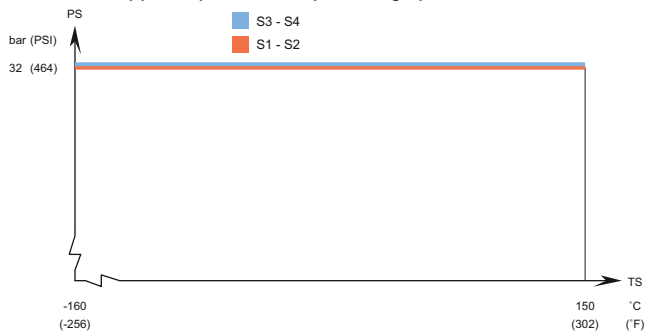
Dimensional drawing

Measurements in mm (inches)

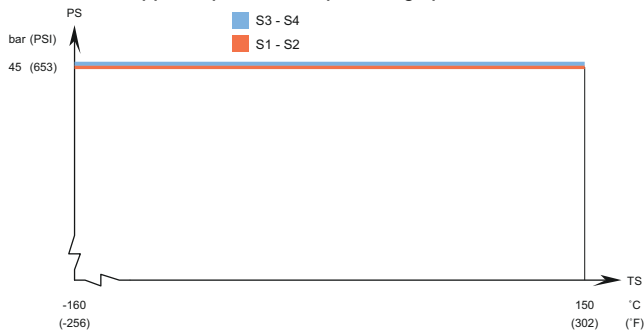


Design pressure and temperature

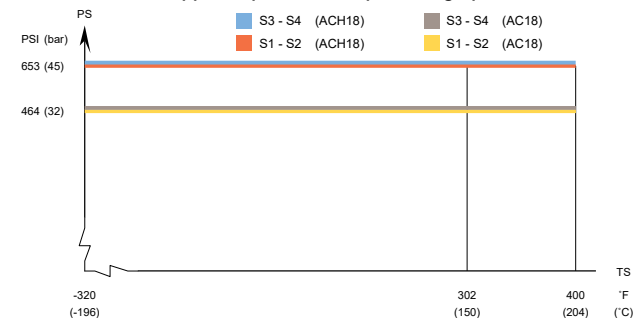
AC18 – PED approval pressure/temperature graph



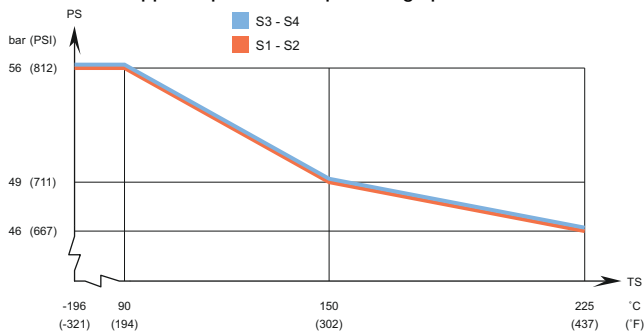
ACH18 – PED approval pressure/temperature graph



AC18/ACH18 – UL approval pressure/temperature graph



ACK18 – PED approval pressure/temperature graph



Designed for full vacuum.

Alfa Laval plate heat exchangers are available with a wide range of pressure vessel approvals. Please contact your Alfa Laval representative for more information.

NOTE: Values above are to be used as an indication. For exact values, please use the drawing generated by the Alfa Laval configurator or contact your local Alfa Laval representative.



inf @ /CESEHSA.com.mx

