



Alfa Laval CB110 / CBH110 / CBP110 / CBK110

Brazed plate heat exchanger

Introduction

Alfa Laval CB brazed plate heat exchangers provide efficient heat transfer with a small footprint.

Applications

- HVAC heating and cooling
- Refrigeration
- Oil cooling
- Industrial heating and cooling

Benefits

- Compact
- Easy to install
- Self-cleaning
- Low level of service and maintenance is required
- All units are pressure and leak tested
- Gasket free

Branded Features

Design

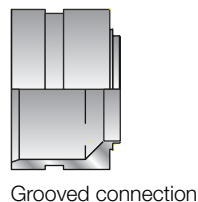
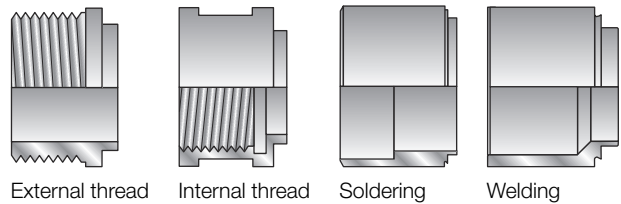
The brazing material seals and holds the plates together at the contact points ensuring optimal heat transfer efficiency and pressure resistance. Using advanced design technologies and extensive verification guarantees the highest performance and longest possible service life.

Different pressure ratings are available for different needs.

Based on standard components and a modular concept, each unit is custom-built to meet the specific requirements of each individual installation.



Examples of connections



Technical data

Standard materials

Cover plates	Stainless steel
Connections	Stainless steel
Plates	Stainless steel
Brazing filler	Copper

Dimensions and weight

Dimensions and weight ¹

A-measurement (mm)	15 + (2.56 * n)
A-measurement (inches)	0.59 + (0.10 * n)
Weight (kg) ²	4.82 + (0.35 * n)
Weight (lb) ²	10.63 + (0.77 * n)

¹ n = number of plates

² Excluding connections

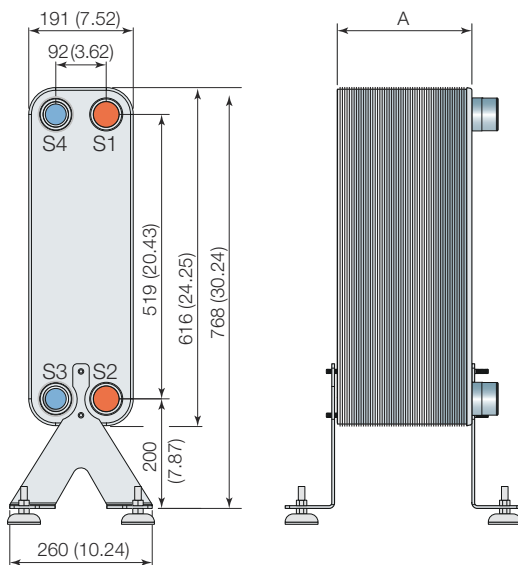
Standard data

Volume per channel, litres (gal)	0.21 (0.0555)
Max. particle size, mm (inch)	1.2 (0.047)
Max. flowrate ¹ m ³ /h (gpm)	51 (224.5)
Flow direction	Parallel
Min. number of plates	10
Max. number of plates	240

¹ Water at 5 m/s (16.4 ft/s) (connection velocity)

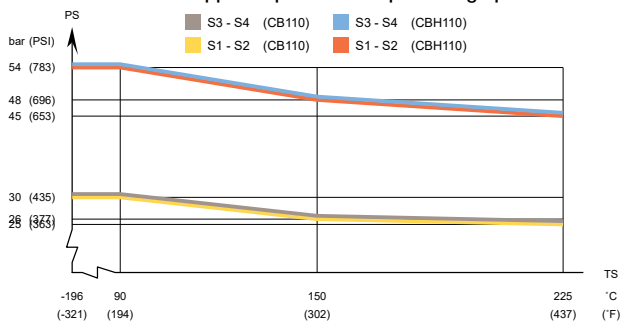
Dimensional drawing

Measurements in mm (inches)

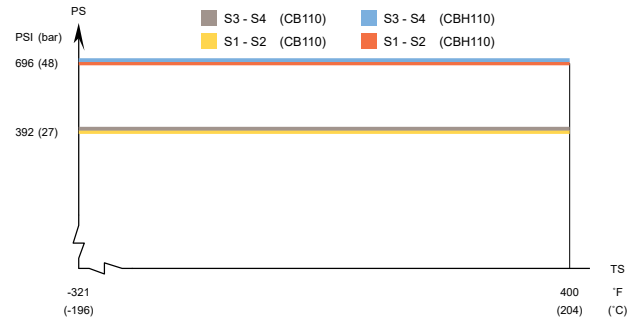


Design pressure and temperature

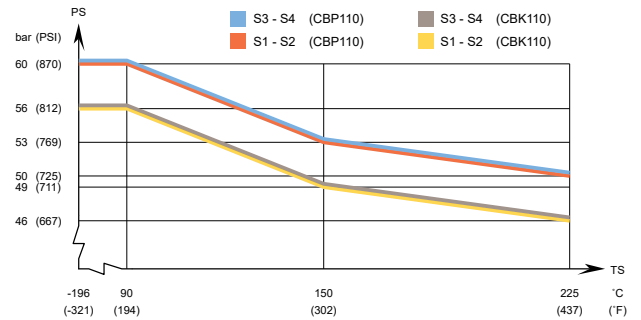
CB110/CBH110 – PED approval pressure/temperature graph



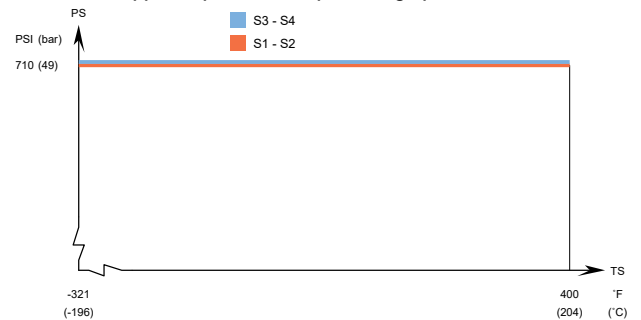
CB110/CBH110– UL approval pressure/temperature graph



CB110 / CBP110 – PED approval pressure/temperature graph



CBK110 – UL approval pressure/temperature graph



Designed for full vacuum.

Alfa Laval plate heat exchangers are available with a wide range of pressure vessel approvals. Please contact your Alfa Laval representative for more information.

NOTE: Values above are to be used as an indication. For exact values, please use the drawing generated by the Alfa Laval configurator or contact your local Alfa Laval representative.

Marine approvals

CBM110 can be delivered with marine classification certificate (ABS, BV, CCS, ClassNK, DNV-GL, KR, LR, RINA)

Alfa Laval CB112 / CBH112 / CBP112 / CBXP112

Brazed plate heat exchanger

Introduction

Alfa Laval CB brazed plate heat exchangers provide efficient heat transfer with a small footprint.

Applications

- HVAC heating and cooling
- Refrigeration
- Oil cooling
- Industrial heating and cooling

Benefits

- Compact
- Easy to install
- Self-cleaning
- Low level of service and maintenance is required
- All units are pressure and leak tested
- Gasket free

Branded Features

Design

The brazing material seals and holds the plates together at the contact points ensuring optimal heat transfer efficiency and pressure resistance. Using advanced design technologies and extensive verification guarantees the highest performance and longest possible service life.

Different pressure ratings are available for different needs.

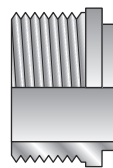
The XP design is particularly suited for CO₂ applications.

Asymmetric channels provide optimal efficiency in the most compact design. This results in low refrigerant charge or lower pressure drop on the water or brine side, reducing the CO₂ footprint.

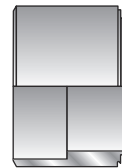
Based on standard components and a modular concept, including symmetric and asymmetric channels, each unit is custom-built to meet the specific requirements of each individual installation.



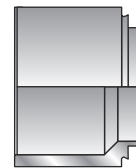
Examples of connections



External thread



Soldering



Welding



Grooved connection

Technical data

Standard materials

Cover plates	Stainless steel
Connections	Stainless steel
Plates	Stainless steel
Brazing filler	Copper

Dimensions and weight

Dimensions and weight ¹

A-measurement (mm)	16 + (2.07 * n)
A-measurement (inches)	0.63 + (0.08 * n)
Weight (kg) ²	4.82 + (0.35 * n)
Weight (lb) ²	10.63 + (0.77 * n)

¹ n = number of plates

² Excluding connections

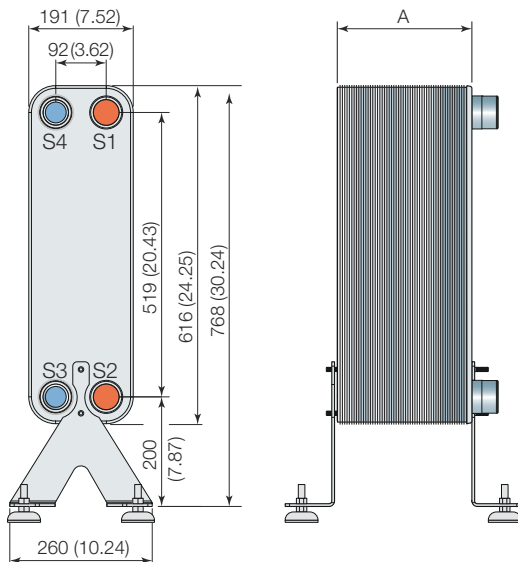
Standard data

	H, L, M: 0.18 (0.0476)
Volume per channel, litres (gal)	CB/CBH/CBP AH (S1-S2): 0.2 (0.0528) CB/CBH/CBP AH (S3-S4): 0.16 (0.0423)
Max. particle size, mm (inch)	1 (0.039)
Max. flowrate ¹ m ³ /h (gpm)	51 (224.5)
Flow direction	Parallel
Min. number of plates	10
Max. number of plates	300

¹ Water at 5 m/s (16.4 ft/s) (connection velocity)

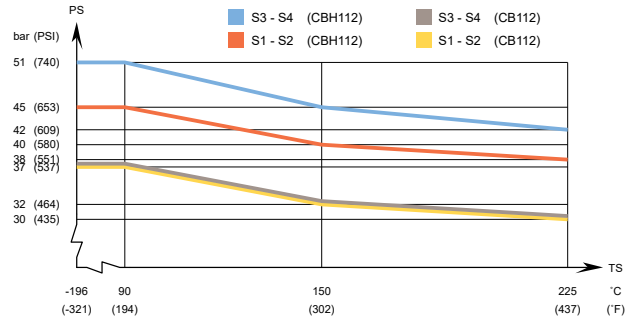
Dimensional drawing

Measurements in mm (inches)

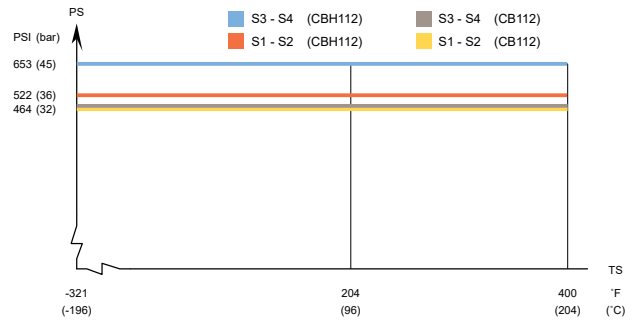


Design pressure and temperature

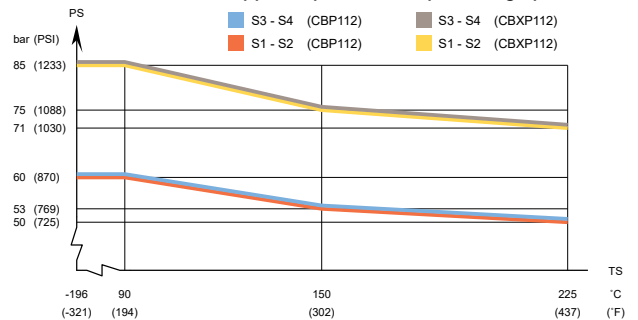
CB112/CBH112 – PED approval pressure/temperature graph



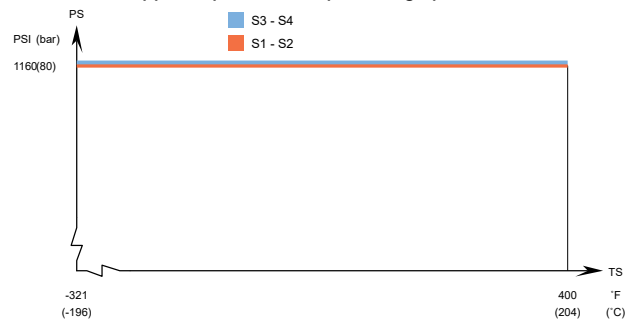
CB112/CBH112 – UL approval pressure/temperature graph



CBP112 / CBXP112 – PED approval pressure/temperature graph



CBXP112 – UL approval pressure/temperature graph



Designed for full vacuum.

Alfa Laval plate heat exchangers are available with a wide range of pressure vessel approvals. Please contact your Alfa Laval representative for more information.

NOTE: Values above are to be used as an indication. For exact values, please use the drawing generated by the Alfa Laval configurator or contact your local Alfa Laval representative.

Alfa Laval CB18 / CBH18

Brazed plate heat exchanger

Introduction

Alfa Laval CB brazed plate heat exchangers provide efficient heat transfer with a small footprint.

Applications

- HVAC heating and cooling
- Oil cooling
- Industrial heating and cooling

Benefits

- Compact
- Easy to install
- Self-cleaning
- Low level of service and maintenance is required
- All units are pressure and leak tested
- Gasket free

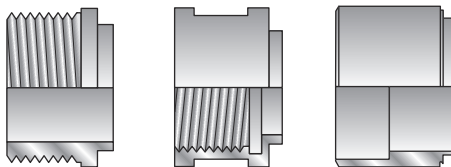
Design

The brazing material seals and holds the plates together at the contact points ensuring optimal heat transfer efficiency and pressure resistance. Using advanced design technologies and extensive verification guarantees the highest performance and longest possible service life.

Different pressure ratings are available for different needs.

Based on standard components and a modular concept, including symmetric and asymmetric channels, each unit is custom-built to meet the specific requirements of each individual installation.

Examples of connections



External thread

Internal thread

Soldering



Technical data

Standard materials

Cover plates	Stainless steel
Connections	Stainless steel
Plates	Stainless steel
Brazing filler	Copper

Dimensions and weight

Dimensions and weight ¹

A measure (mm)	$7 + (2.16 * n)$
A measure (inches)	$0.28 + (0.09 * n)$
Weight (kg) ²	$0.217 + (0.07 * n)$
Weight (lb) ²	$0.48 + (0.15 * n)$

¹ n = number of plates

² Excluding connections

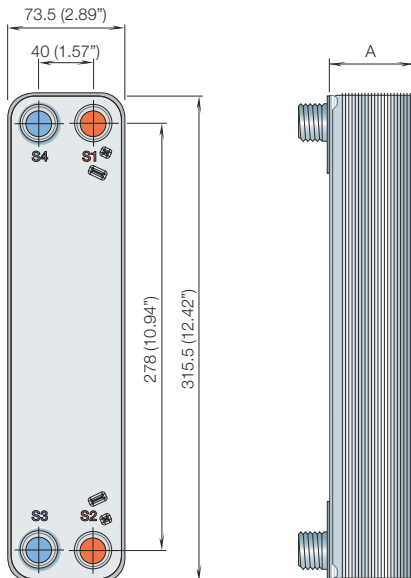
Standard data

Volume per channel, litres (gal)	A (S1-S2): 0.042 (0.0111) A (S3-S4): 0.0345 (0.0091) H: 0.0379 (0.0100)
Max. particle size, mm (inch)	1.1 (0.043)
Max. flowrate ¹ m ³ /h (gpm)	4.1 (18.1)
Flow direction	Parallel
Min. number of plates	4
Max. number of plates	52

¹ Water at 5 m/s (16.4 ft/s) (connection velocity)

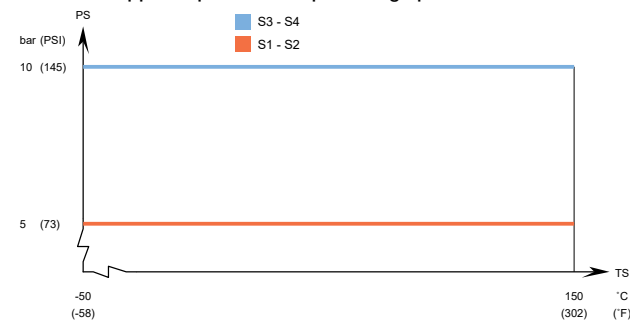
Dimensional drawing

Measurements in mm (inches)

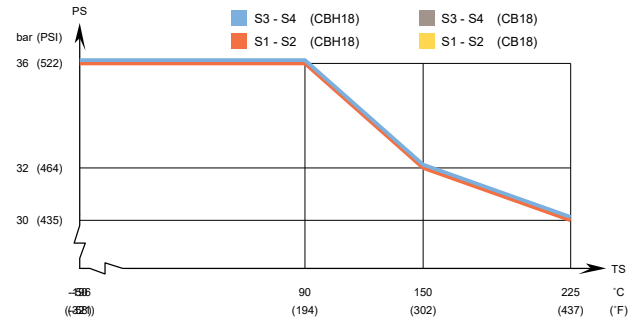


Design pressure and temperature

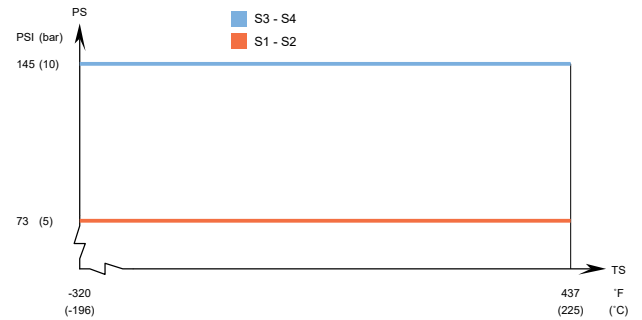
CB18 – PED approval pressure/temperature graph




CBH18 – PED approval pressure/temperature graph



CB18 – UL/CRN approval pressure/temperature graph



CBH18 – UL/CRN approval pressure/temperature graph



Designed for full vacuum.

Alfa Laval plate heat exchangers are available with a wide range of pressure vessel approvals. Please contact your Alfa Laval representative for more information.

NOTE: Values above are to be used as an indication. For exact values, please use the drawing generated by the Alfa Laval configurator or contact your local Alfa Laval representative.

Alfa Laval CBH18DW

Brazed plate heat exchanger

Introduction

Alfa Laval CB brazed plate heat exchangers provide efficient heat transfer with a small footprint.

Double wall plates are used as an extra precaution to avoid intermixing of fluids.

Applications

- HVAC heating and cooling
- Condenser

Benefits

- Compact
- Easy to install
- Self-cleaning
- Low level of service and maintenance is required
- All units are pressure and leak tested
- Gasket free
- Leak detection
- No fluid contamination

Branded Features



ValuePlus

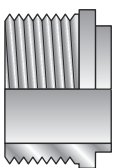
Total support – with value-adding options to fit your needs

Design

The brazing material seals and holds the plates together at the contact points ensuring optimal heat transfer efficiency and pressure resistance. Using advanced design technologies and extensive verification guarantees the highest performance and longest possible service life.

The double wall construction provides external leak detection and minimizes the risk of mixing the fluids. The thermal performance is similar to single wall heat exchanger.

Examples of connections



External thread



Soldering



Technical data

Standard materials

Cover plates	Stainless steel
Connections	Stainless steel
Plates	Stainless steel
Brazing filler	Copper

Dimensions and weight

Dimensions and weight ¹

A measure (mm)	12.2 + (2.27 * n)
A measure (inches)	0.48 + (0.09 * n)
Weight (kg) ²	0.6 + (0.13 * n)
Weight (lb) ²	1.32 + (0.29 * n)

¹ n = number of plates

² Excluding connections

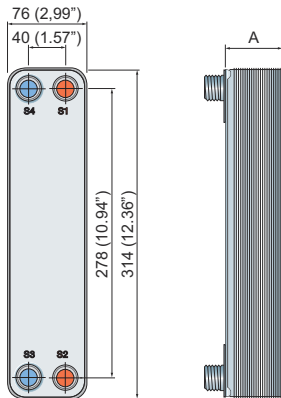
Standard data

Volume per channel, litres (gal)	0.0335 (0.0088)
Max. particle size, mm (inch)	0.6 (0.024)
Max. flowrate ¹ m ³ /h (gpm)	4.1 (18.1)
Flow direction	Parallel
Min. number of plates	10 (DW)
Max. number of plates	52 (DW)

¹ Water at 5 m/s (16.4 ft/s) (connection velocity)

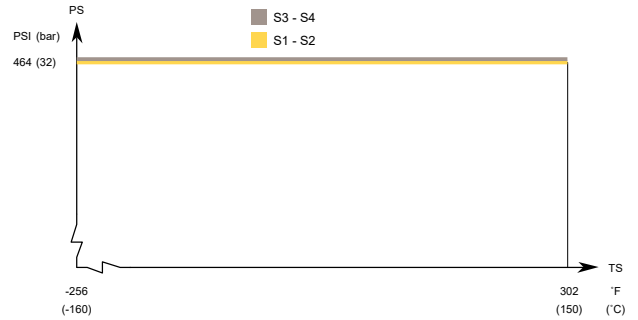
Dimensional drawing

Measurements in mm (inches)




Design pressure and temperature

CBH18DW – UL approval pressure/temperature graph



CBH18DW – PED approval pressure/temperature graph



Designed for full vacuum.

Alfa Laval plate heat exchangers are available with a wide range of pressure vessel approvals. Please contact your Alfa Laval representative for more information.

NOTE: Values above are to be used as an indication. For exact values, please use the drawing generated by the Alfa Laval configurator or contact your local Alfa Laval representative.

This document and its contents are subject to copyrights and other intellectual property rights owned by Alfa Laval Corporate AB. No part of this document may be copied, re-produced or transmitted in any form or by any means, or for any purpose, without Alfa Laval Corporate AB's prior express written permission. Information and services provided in this document are made as a benefit and service to the user, and no representations or warranties are made about the accuracy or suitability of this information and these services for any purpose. All rights are reserved.

How to contact Alfa Laval

Up-to-date Alfa Laval contact details for all countries are always available on our website at www.alfalaval.com

Alfa Laval CB20 / CBH20

Brazed plate heat exchanger

Introduction

Alfa Laval CB brazed plate heat exchangers provide efficient heat transfer with a small footprint.

Applications

- HVAC heating and cooling
- Refrigeration
- Oil cooling
- Industrial heating and cooling

Benefits

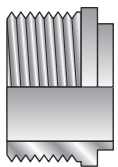
- Compact
- Easy to install
- Self-cleaning
- Low level of service and maintenance is required
- All units are pressure and leak tested
- Gasket free

Design

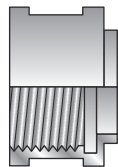
The brazing material seals and holds the plates together at the contact points ensuring optimal heat transfer efficiency and pressure resistance. Using advanced design technologies and extensive verification guarantees the highest performance and longest possible service life.

Based on standard components and a modular concept, each unit is custom-built to meet the specific requirements of each individual installation.

Examples of connections



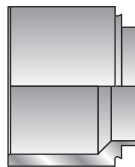
External thread



Internal thread



Soldering



Welding



Technical data

Standard materials

Cover plates	Stainless steel
Connections	Stainless steel
Plates	Stainless steel
Brazing filler	Copper

Dimensions and weight

Dimensions and weight ¹

A measure (mm)	CB: $8 + (1.5 * n)$ CBH: $10 + (1.5 * n)$
A measure (inches)	CB: $0.31 + (0.06 * n)$ CBH: $0.39 + (0.06 * n)$
Weight (kg) ²	CB: $0.6 + (0.08 * n)$ CBH: $0.9 + (0.08 * n)$
Weight (lb) ²	CB: $1.32 + (0.18 * n)$ CBH: $1.98 + (0.18 * n)$

¹ n = number of plates

² Excluding connections

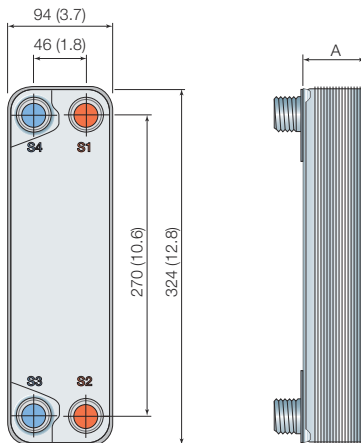
Standard data

Volume per channel, litres (gal)	0.028 (0.0074)
Max. particle size, mm (inch)	0.6 (0.024)
Max. flowrate ¹ m ³ /h (gpm)	8.8 (38.7)
Flow direction	Parallel
Min. number of plates	10
Max. number of plates	CB: 110 CBH: 94

¹ Water at 5 m/s (16.4 ft/s) (connection velocity)

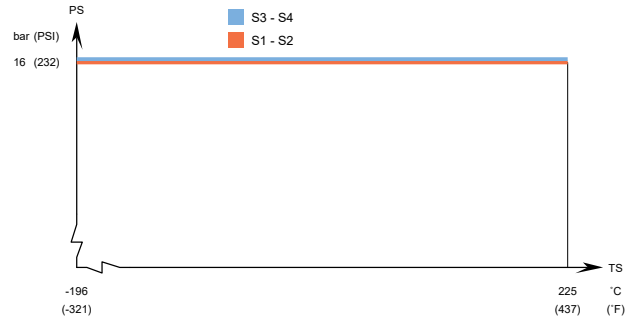
Dimensional drawing

Measurements in mm (inches)

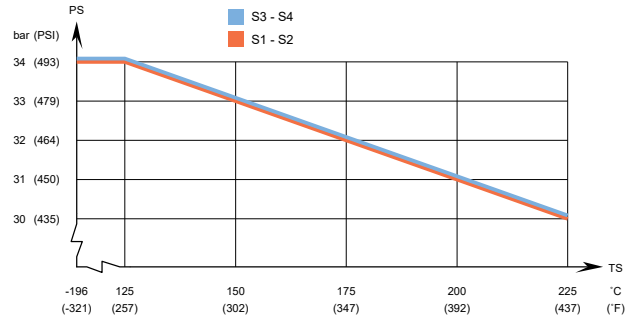


Design pressure and temperature

CB20 – PED approval pressure/temperature graph



CBH20 – PED approval pressure/temperature graph



Designed for full vacuum.

Alfa Laval plate heat exchangers are available with a wide range of pressure vessel approvals. Please contact your Alfa Laval representative for more information.

NOTE: Values above are to be used as an indication. For exact values, please use the drawing generated by the Alfa Laval configurator or contact your local Alfa Laval representative.

This document and its contents are subject to copyrights and other intellectual property rights owned by Alfa Laval Corporate AB. No part of this document may be copied, re-produced or transmitted in any form or by any means, or for any purpose, without Alfa Laval Corporate AB's prior express written permission. Information and services provided in this document are made as a benefit and service to the user, and no representations or warranties are made about the accuracy or suitability of this information and these services for any purpose. All rights are reserved.

How to contact Alfa Laval

Up-to-date Alfa Laval contact details for all countries are always available on our website at www.alfalaval.com

Alfa Laval CB200 / CBH200

Brazed plate heat exchanger

Introduction

Alfa Laval CB brazed plate heat exchangers provide efficient heat transfer with a small footprint.

Applications

- HVAC heating and cooling
- Refrigeration
- Oil cooling
- Industrial heating and cooling

Benefits

- Compact
- Easy to install
- Self-cleaning
- Low level of service and maintenance is required
- All units are pressure and leak tested
- Gasket free

Branded Features

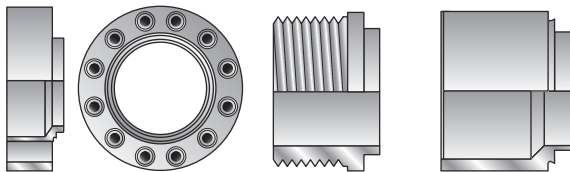
Design

The brazing material seals and holds the plates together at the contact points ensuring optimal heat transfer efficiency and pressure resistance. Using advanced design technologies and extensive verification guarantees the highest performance and longest possible service life.

Different pressure ratings are available for different needs.

Based on standard components and a modular concept, each unit is custom-built to meet the specific requirements of each individual installation.


Examples of connections



Compact flange

External thread

Welding



Technical data

Standard materials

Cover plates	Stainless steel
Connections	Stainless steel
Plates	Stainless steel
Brazing filler	Copper

Dimensions and weight

Dimensions and weight ¹

A-measurement (mm)	11 + (2.7 * n)
A-measurement (inches)	0.43 + (0.11 * n)
Weight (kg) ²	12 + (0.60 * n)
Weight (lb) ²	26.46 + (1.32 * n)

¹ n = number of plates

² Excluding connections

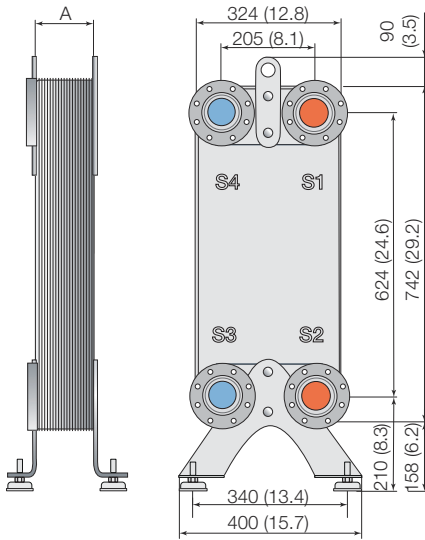
Standard data

Volume per channel, litres (gal)	0.51 (0.1347)
Max. particle size, mm (inch)	1.8 (0.071)
Max. flowrate ¹ m ³ /h (gpm)	128 (563.6)
Flow direction	Parallel
Min. number of plates	10
Max. number of plates	230

¹ Water at 5 m/s (16.4 ft/s) (connection velocity)

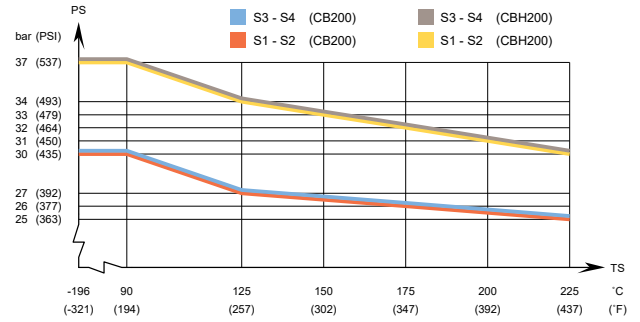
Dimensional drawing

Measurements in mm (inches)



Design pressure and temperature

CB200/CBH200 – PED approval pressure/temperature graph



Designed for full vacuum.

Alfa Laval plate heat exchangers are available with a wide range of pressure vessel approvals. Please contact your Alfa Laval representative for more information.

NOTE: Values above are to be used as an indication. For exact values, please use the drawing generated by the Alfa Laval configurator or contact your local Alfa Laval representative.

Marine approvals

CBMH200 can be delivered with marine classification certificate (ABS, BV, CCS, ClassNK, DNV-GL, KR, LR, RINA)

This document and its contents are subject to copyrights and other intellectual property rights owned by Alfa Laval AB (publ) or any of its affiliates (jointly "Alfa Laval"). No part of this document may be copied, re-produced or transmitted in any form or by any means, or for any purpose, without Alfa Laval's prior express written permission. Information and services provided in this document are made as a benefit and service to the user, and no representations or warranties are made about the accuracy or suitability of this information and these services for any purpose. All rights are reserved.

How to contact Alfa Laval

Up-to-date Alfa Laval contact details for all countries are always available on our website at www.alfalaval.com



Alfa Laval CB210 / CBH210 / CBK210

Brazed plate heat exchanger

Introduction

Alfa Laval CB brazed plate heat exchangers provide efficient heat transfer with a small footprint.

Applications

- HVAC heating and cooling
- Refrigeration
- Oil cooling
- Industrial heating and cooling

Benefits

- Compact
- Easy to install
- Self-cleaning
- Low level of service and maintenance is required
- All units are pressure and leak tested
- Gasket free

Branded Features



FlexFlow™

Superior thermal performance



PressureSecure

Unparalleled strength for demanding duties



ValuePlus

Total support – with value-adding options to fit your needs


Design

The brazing material seals and holds the plates together at the contact points ensuring optimal heat transfer efficiency and pressure resistance. Using advanced design technologies and extensive verification guarantees the highest performance and longest possible service life.

Different pressure ratings are available for different needs.

Asymmetric channels provide optimal efficiency in the most compact design.

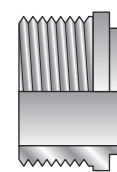

Based on standard components and a modular concept, each unit is custom-built to meet the specific requirements of each individual installation.



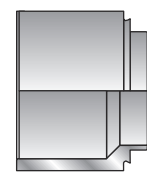
Examples of connections



Compact flange



External thread



Welding

Technical data

Standard materials

Cover plates	Stainless steel
Connections	Stainless steel
Plates	Stainless steel
Brazing filler	Copper

Dimensions and weight

Dimensions and weight ¹

A-measurement (mm)	H, L, M: $11 + (2.18 * n)$ AH, AM: $11 + (2.14 * n)$
A-measurement (inches)	H, L, M: $0.43 + (0.09 * n)$ AH, AM: $0.43 + (0.08 * n)$
Weight (kg) ²	$12 + (0.61 * n)$
Weight (lb) ²	$26.46 + (1.34 * n)$

¹ n = number of plates

² Excluding connections

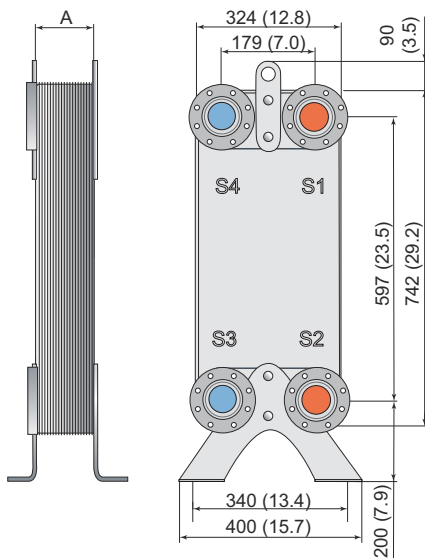
Standard data

	AH, AM (S1-S2): 0.636 (0.1680)
Volume per channel, litres (gal)	AH, AM (S3-S4): 0.416 (0.1099)
	H, L, M: 0.503 (0.1329)
Max. particle size, mm (inch)	1 (0.039)
Max. flowrate ¹ m ³ /h (gpm)	162 (713.3)
Flow direction	Parallel
	CB: 20
Min. number of plates	CBH: 20 CBK: 20
	CB: 360
Max. number of plates	CBH: 300 CBK: 204

¹ Water at 5 m/s (16.4 ft/s) (connection velocity)

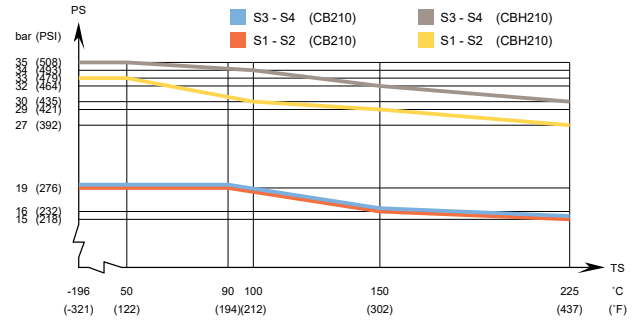
Dimensional drawing

Measurements in mm (inches)

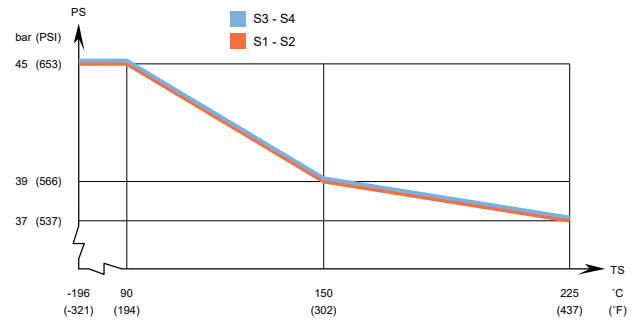


Design pressure and temperature

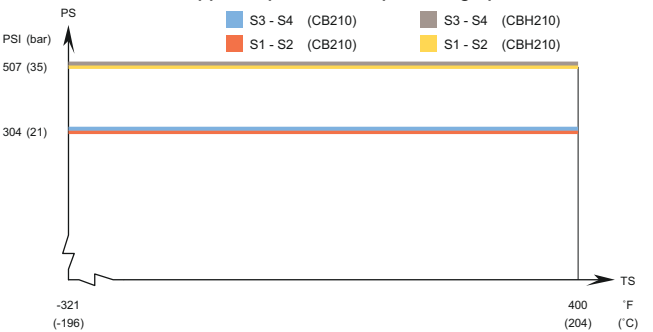
CB210/CBH210 – PED approval pressure/temperature graph



CBK210 – PED approval pressure/temperature graph



CB210/CBH210 – UL approval pressure/temperature graph



Designed for full vacuum.

Alfa Laval plate heat exchangers are available with a wide range of pressure vessel approvals. Please contact your Alfa Laval representative for more information.

NOTE: Values above are to be used as an indication. For exact values, please use the drawing generated by the Alfa Laval configurator or contact your local Alfa Laval representative.

Marine approvals

CBMK210 can be delivered with marine classification certificate (ABS, BV, CCS, ClassNK, DNV-GL, KR, LR, RINA)



Alfa Laval CB24

Brazed plate heat exchanger

Introduction

Alfa Laval CB brazed plate heat exchangers provide efficient heat transfer with a small footprint.

Applications

- HVAC heating and cooling
- Evaporator
- Condenser

Benefits

- Compact
- Easy to install
- Self-cleaning
- Low level of service and maintenance is required
- All units are pressure and leak tested
- Gasket free

Branded Features



FlexFlow™

Superior thermal performance



IceSafe

Controlled, non-destructive freezing



PressureSecure

Unparalleled strength for demanding duties



REFuture

A future-proof investment for tomorrow's refrigerants



ValuePlus

Total support – with value-adding options to fit your needs

Design

The brazing material seals and holds the plates together at the contact points ensuring optimal heat transfer efficiency and pressure resistance. Using advanced design technologies and extensive verification guarantees the highest performance and longest possible service life.

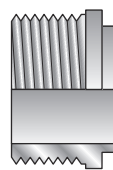
Asymmetric channels provide optimal efficiency in the most compact design. This results in low refrigerant charge or lower pressure drop on the water or brine side, reducing the CO₂ footprint.



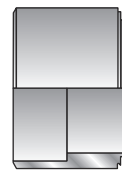
Based on standard components and a modular concept, each unit is custom-built to meet the specific requirements of each individual installation.

Suitable with most HFC, HFO and natural refrigerants.

Examples of connections



External thread



Soldering

Technical data

Standard materials

Cover plates	Stainless steel
Connections	Stainless steel
Plates	Stainless steel
Brazing filler	Copper

Dimensions and weight

Dimensions and weight ¹

A measure (mm)	$6.2 + (1.17 * n)$
A measure (inches)	$0.24 + (0.05 * n)$
Weight (kg) ²	$0.515 + (0.07 * n)$
Weight (lb) ²	$1.14 + (0.15 * n)$

¹ n = number of plates

² Excluding connections

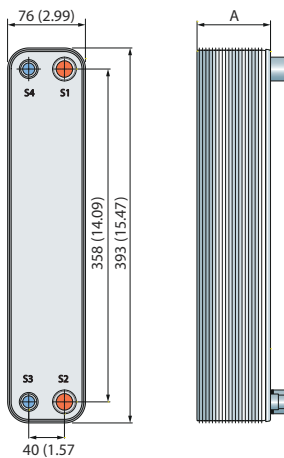
Standard data

Volume per channel, litres	S1-S2: 0.0347 (0.0092)
(gal)	S3-S4: 0.0184 (0.0049)
Max. particle size, mm	0.5 (0.020)
(inch)	
Max. flowrate ¹ m ³ /h	4.1 (18.1)
(gpm)	
Flow direction	Parallel
Min. number of plates	4
Max. number of plates	56

¹ Water at 5 m/s (16.4 ft/s) (connection velocity)

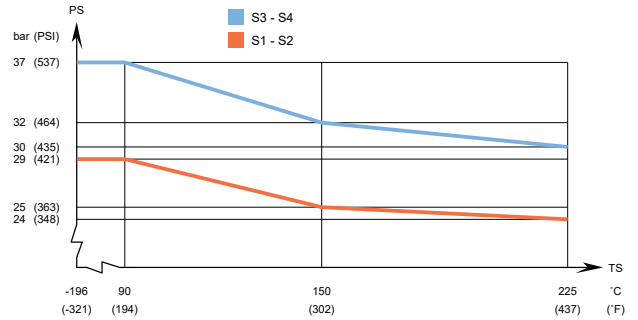
Dimensional drawing

Measurements in mm (inches)



Design pressure and temperature

CB24 – PED approval pressure/temperature graph



Designed for full vacuum.

Alfa Laval plate heat exchangers are available with a wide range of pressure vessel approvals. Please contact your Alfa Laval representative for more information.

NOTE: Values above are to be used as an indication. For exact values, please use the drawing generated by the Alfa Laval configurator or contact your local Alfa Laval representative.

This document and its contents are subject to copyrights and other intellectual property rights owned by Alfa Laval Corporate AB. No part of this document may be copied, re-produced or transmitted in any form or by any means, or for any purpose, without Alfa Laval Corporate AB's prior express written permission. Information and services provided in this document are made as a benefit and service to the user, and no representations or warranties are made about the accuracy or suitability of this information and these services for any purpose. All rights are reserved.

How to contact Alfa Laval

Up-to-date Alfa Laval contact details for all countries are always available on our website at www.alfalaval.com

Alfa Laval CB30 /CBH30 / CBP30

Brazed plate heat exchanger

Introduction

Alfa Laval CB brazed plate heat exchangers provide efficient heat transfer with a small footprint.

Applications

- HVAC heating and cooling
- Refrigeration
- Oil cooling
- Industrial heating and cooling

Benefits

- Compact
- Easy to install
- Self-cleaning
- Low level of service and maintenance is required
- All units are pressure and leak tested
- Gasket free

Branded Features

Design

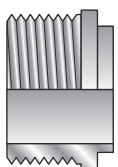
The brazing material seals and holds the plates together at the contact points ensuring optimal heat transfer efficiency and pressure resistance. Using advanced design technologies and extensive verification guarantees the highest performance and longest possible service life.

Different pressure ratings are available for different needs.

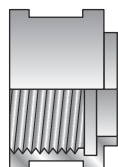
The unit can be supplied with a refrigerant distribution system for optimal evaporator performance.

Based on standard components and a modular concept, each unit is custom-built to meet the specific requirements of each individual installation.

Examples of connections



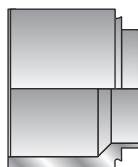
External thread



Internal thread



Soldering



Welding



Technical data

Standard materials

Cover plates	Stainless steel
Connections	Stainless steel
Plates	Stainless steel
Brazing filler	Copper

Dimensions and weight

Dimensions and weight ¹

A-measurement (mm)	13 + (2.31 * n)
A-measurement (inches)	0.51 + (0.09 * n)
Weight (kg) ²	1.2 + (0.11 * n)
Weight (lb) ²	2.65 + (0.24 * n)

¹ n = number of plates

² Excluding connections

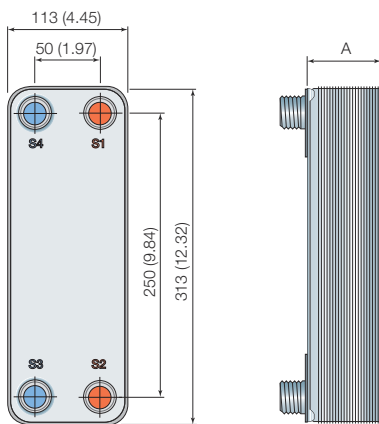
Standard data

Volume per channel, litres (gal)	0.054 (0.0143)
Max. particle size, mm (inch)	1 (0.039)
Max. flowrate ¹ m ³ /h (gpm)	14 (61.6)
Flow direction	Parallel
Min. number of plates	4
Max. number of plates	150

¹ Water at 5 m/s (16.4 ft/s) (connection velocity)

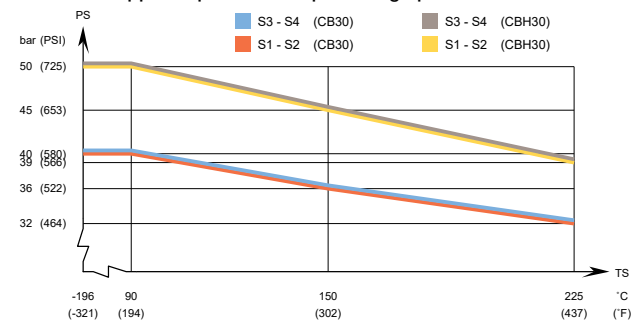
Dimensional drawing

Measurements in mm (inches)

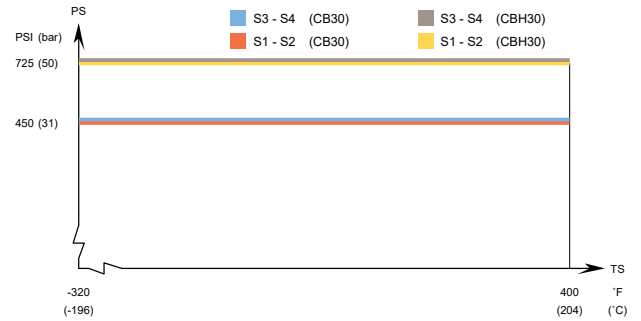


Design pressure and temperature

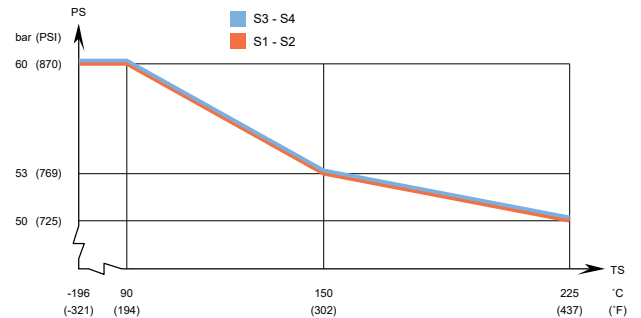
CBP30 – PED approval pressure/temperature graph



CBP30 – UL approval pressure/temperature graph



CBP30 – PED approval pressure/temperature graph



Designed for full vacuum.

Alfa Laval plate heat exchangers are available with a wide range of pressure vessel approvals. Please contact your Alfa Laval representative for more information.

NOTE: Values above are to be used as an indication. For exact values, please use the drawing generated by the Alfa Laval configurator or contact your local Alfa Laval representative.

Marine approvals

CBM30 can be delivered with marine classification certificate (ABS, BV, CCS, ClassNK, DNV-GL, KR, LR, RINA)

Alfa Laval CB300 / CBH300

Brazed plate heat exchanger

Introduction

Alfa Laval CB brazed plate heat exchangers provide efficient heat transfer with a small footprint.

Applications

- HVAC heating and cooling
- Refrigeration
- Oil cooling
- Industrial heating and cooling

Benefits

- Compact
- Easy to install
- Self-cleaning
- Low level of service and maintenance is required
- All units are pressure and leak tested
- Gasket free

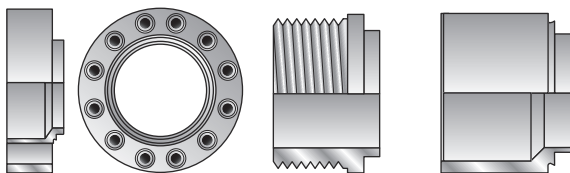
Design

The brazing material seals and holds the plates together at the contact points ensuring optimal heat transfer efficiency and pressure resistance. Using advanced design technologies and extensive verification guarantees the highest performance and longest possible service life.

Different pressure ratings are available for different needs.

Based on standard components and a modular concept, each unit is custom-built to meet the specific requirements of each individual installation.

Examples of connections



Compact flange

External thread

Welding



Technical data

Standard materials

Cover plates	Stainless steel
Connections	Stainless steel
Plates	Stainless steel
Brazing filler	Copper

Dimensions and weight

Dimensions and weight ¹

A measure (mm)	$11 + (2.62 * n)$
A measure (inches)	$0.43 + (0.10 * n)$
Weight (kg) ²	$21 + (1.26 * n)$
Weight (lb) ²	$46.30 + (2.78 * n)$

¹ n = number of plates

² Excluding connections

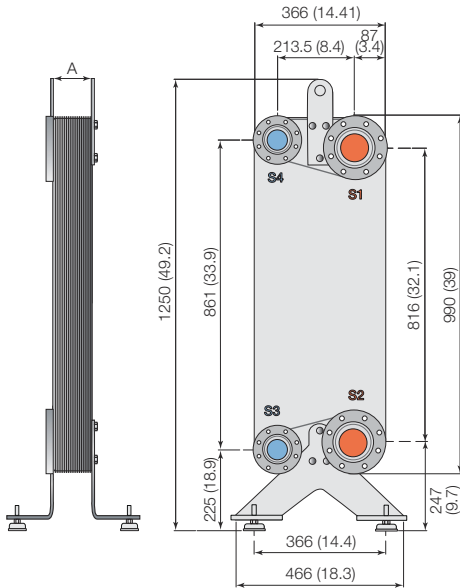
Standard data

Volume per channel, litres (gal)	(S1-S2): 0.69 (0.1823)
	(S3-S4): 0.58 (0.1532)
Max. particle size, mm (inch)	1.8 (0.071)
Max. flowrate ¹ m ³ /h (gpm)	200 (880.6)
Flow direction	Parallel
Min. number of plates	10
Max. number of plates	250

¹ Water at 5 m/s (16.4 ft/s) (connection velocity)

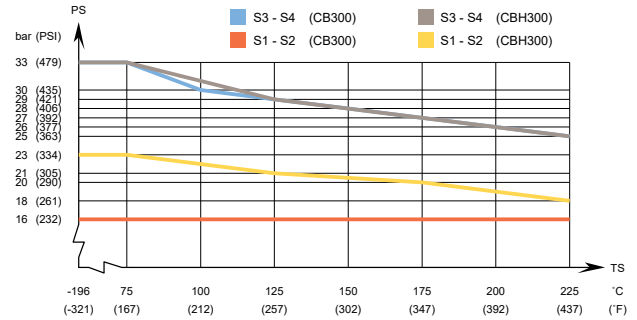
Dimensional drawing

Measurements in mm (inches)

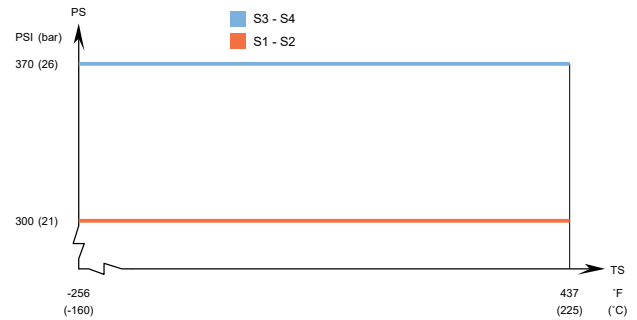


Design pressure and temperature

CB300/CBH300 – PED approval pressure/temperature graph



CB300/CBH300 – UL approval pressure/temperature graph



Designed for full vacuum.

Alfa Laval plate heat exchangers are available with a wide range of pressure vessel approvals. Please contact your Alfa Laval representative for more information.

NOTE: Values above are to be used as an indication. For exact values, please use the drawing generated by the Alfa Laval configurator or contact your local Alfa Laval representative.

This document and its contents are subject to copyrights and other intellectual property rights owned by Alfa Laval Corporate AB. No part of this document may be copied, re-produced or transmitted in any form or by any means, or for any purpose, without Alfa Laval Corporate AB's prior express written permission. Information and services provided in this document are made as a benefit and service to the user, and no representations or warranties are made about the accuracy or suitability of this information and these services for any purpose. All rights are reserved.

How to contact Alfa Laval

Up-to-date Alfa Laval contact details for all countries are always available on our website at www.alfalaval.com

Alfa Laval CB40

Brazed plate heat exchanger

Introduction

Alfa Laval CB brazed plate heat exchangers provide efficient heat transfer with a small footprint.

Applications

- HVAC heating and cooling
- Refrigeration
- Oil cooling
- Industrial heating and cooling
- Data center cooling

Benefits

- Compact
- Easy to install
- Self-cleaning
- Low level of service and maintenance is required
- All units are pressure and leak tested
- Gasket free

Branded Features



FlexFlow™

Superior thermal performance



IceSafe

Controlled, non-destructive freezing



PressureSecure

Unparalleled strength for demanding duties



ValuePlus

Total support – with value-adding options to fit your needs

Design

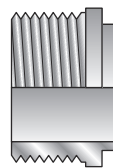
The brazing material seals and holds the plates together at the contact points ensuring optimal heat transfer efficiency and pressure resistance. Using advanced design technologies and extensive verification guarantees the highest performance and longest possible service life.

Different pressure ratings are available for different needs.

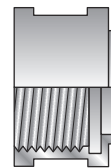
Based on standard components and a modular concept, each unit is custom-built to meet the specific requirements of each individual installation.



Examples of connections



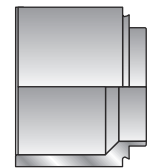
External thread



Internal thread



Soldering



Welding

Technical data

Standard materials

Cover plates	Stainless steel
Connections	Stainless steel
Plates	Stainless steel
Brazing filler	Copper

Dimensions and weight

Dimensions and weight ¹

A-measurement (mm)	12.5 + (1.55 * n)
A-measurement (inches)	0.49 + (0.06 * n)
Weight (kg) ²	1.4 + (0.11 * n)
Weight (lb) ²	3.09 + (0.24 * n)

¹ n = number of plates

² Excluding connections

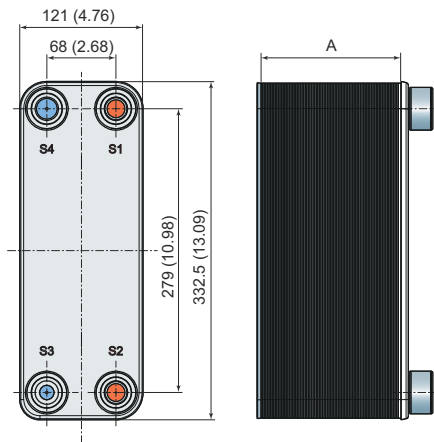
Standard data

Volume per channel, litres (S1-S2)	0.048 (0.0127)
(gal)	(S3-S4) 0.041 (0.0108)
Max. particle size, mm (inch)	0.6 (0.024)
Max. flowrate ¹ m ³ /h (gpm)	8.8 (38.7)
Flow direction	Parallel
Min. number of plates	4
Max. number of plates	150

¹ Water at 5 m/s (16.4 ft/s) (connection velocity)

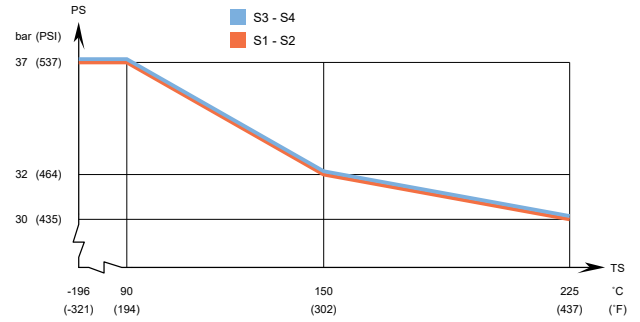
Dimensional drawing

Measurements in mm (inches)



Design pressure and temperature

CB40 – PED approval pressure/temperature graph



Designed for full vacuum.

Alfa Laval plate heat exchangers are available with a wide range of pressure vessel approvals. Please contact your Alfa Laval representative for more information.

NOTE: Values above are to be used as an indication. For exact values, please use the drawing generated by the Alfa Laval configurator or contact your local Alfa Laval representative.

This document and its contents are subject to copyrights and other intellectual property rights owned by Alfa Laval AB (publ) or any of its affiliates (jointly "Alfa Laval"). No part of this document may be copied, re-produced or transmitted in any form or by any means, or for any purpose, without Alfa Laval's prior express written permission. Information and services provided in this document are made as a benefit and service to the user, and no representations or warranties are made about the accuracy or suitability of this information and these services for any purpose. All rights are reserved.

How to contact Alfa Laval

Up-to-date Alfa Laval contact details for all countries are always available on our website at www.alfalaval.com

Alfa Laval CB400

Brazed plate heat exchanger

Introduction

Alfa Laval CB brazed plate heat exchangers provide efficient heat transfer with a small footprint.

Applications

- HVAC heating and cooling
- Refrigeration
- Oil cooling
- Industrial heating and cooling

Benefits

- Compact
- Easy to install
- Self-cleaning
- Low level of service and maintenance is required
- All units are pressure and leak tested
- Gasket free

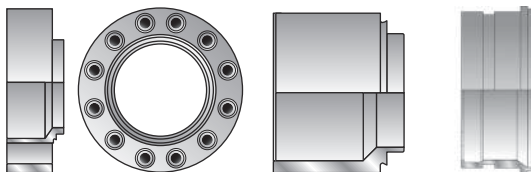
Branded Features

Design

The brazing material seals and holds the plates together at the contact points ensuring optimal heat transfer efficiency and pressure resistance. Using advanced design technologies and extensive verification guarantees the highest performance and longest possible service life.

Based on standard components and a modular concept, each unit is custom-built to meet the specific requirements of each individual installation.


Examples of connections



Compact flange

Welding

Clamp



Technical data

Standard materials

Cover plates	Stainless steel
Connections	Stainless steel
Plates	Stainless steel
Brazing filler	Copper

Dimensions and weight

Dimensions and weight ¹

A-measurement (mm)	14 + (2.56 * n)
A-measurement (inches)	0.55 + (0.10 * n)
Weight (kg) ²	24 + (1.35 * n)
Weight (lb) ²	52.91 + (2.98 * n)

¹ n = number of plates

² Excluding connections

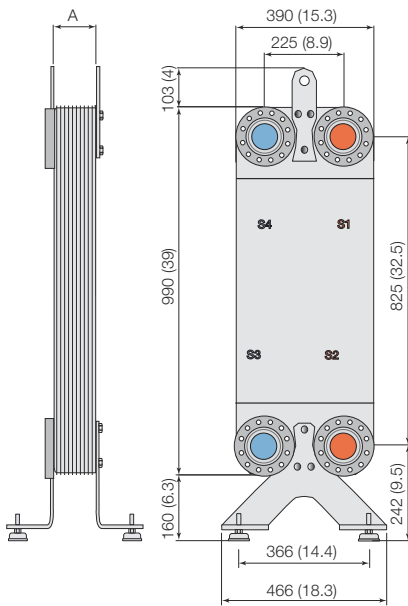
Standard data

Volume per channel, litres (gal)	0.74 (0.1955)
Max. particle size, mm (inch)	1.8 (0.071)
Max. flowrate ¹ m ³ /h (gpm)	200 (880.6)
Flow direction	Parallel
Min. number of plates	10
Max. number of plates	270

¹ Water at 5 m/s (16.4 ft/s) (connection velocity)

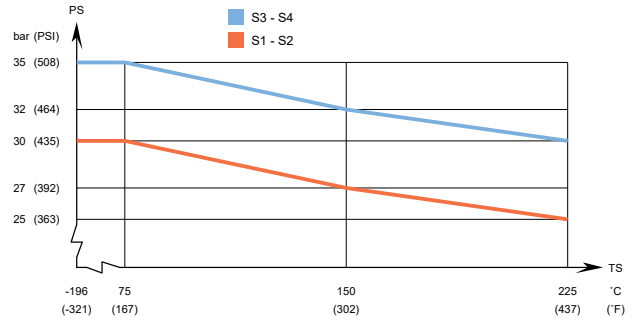
Dimensional drawing

Measurements in mm (inches)

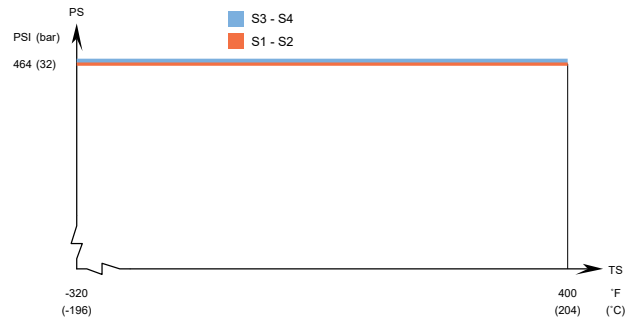


Design pressure and temperature

CB400 – PED approval pressure/temperature graph



CB400 – UL approval pressure/temperature graph



Designed for full vacuum.

Alfa Laval plate heat exchangers are available with a wide range of pressure vessel approvals. Please contact your Alfa Laval representative for more information.

NOTE: Values above are to be used as an indication. For exact values, please use the drawing generated by the Alfa Laval configurator or contact your local Alfa Laval representative.

Marine approvals

CBM400 can be delivered with marine classification certificate (ABS, BV, CCS, ClassNK, DNV-GL, KR, LR, RINA)

This document and its contents are subject to copyrights and other intellectual property rights owned by Alfa Laval AB (publ) or any of its affiliates (jointly "Alfa Laval"). No part of this document may be copied, re-produced or transmitted in any form or by any means, or for any purpose, without Alfa Laval's prior express written permission. Information and services provided in this document are made as a benefit and service to the user, and no representations or warranties are made about the accuracy or suitability of this information and these services for any purpose. All rights are reserved.

How to contact Alfa Laval

Up-to-date Alfa Laval contact details for all countries are always available on our website at www.alfalaval.com

Alfa Laval CB410 / CBH410 / CBK410

Brazed plate heat exchanger

Introduction

Alfa Laval CB brazed plate heat exchangers provide efficient heat transfer with a small footprint.

Applications

- HVAC heating and cooling
- Oil cooling
- Industrial heating and cooling

Benefits

- Compact
- Easy to install
- Self-cleaning
- Low level of service and maintenance is required
- All units are pressure and leak tested
- Gasket free

Branded Features



FlexFlow™

Superior thermal performance



PressureSecure

Unparalleled strength for demanding duties



ValuePlus


Total support – with value-adding options to fit your needs

Design

The brazing material seals and holds the plates together at the contact points ensuring optimal heat transfer efficiency and pressure resistance. Using advanced design technologies and extensive verification guarantees the highest performance and longest possible service life.

Asymmetric channels provide optimal efficiency in the most compact design.

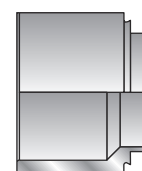

Based on standard components and a modular concept, each unit is custom-built to meet the specific requirements of each individual installation.



Examples of connections



Compact flange



Welding



Clamp

Technical data

Standard materials

Cover plates	Stainless steel
Connections	Stainless steel
Plates	Stainless steel
Brazing filler	Copper

Dimensions and weight

Dimensions and weight ¹

A-measurement (mm)	H, L, M: 15.2 + (2.15 * n) AH, AM: 15.2 + (2.06 * n)
A-measurement (inches)	H, L, M: 0.60 + (0.08 * n) AH, AM: 0.60 + (0.08 * n)
Weight (kg) ²	30 + (1.14 * n)
Weight (lb) ²	66.14 + (2.51 * n)

¹ n = number of plates

² Excluding connections

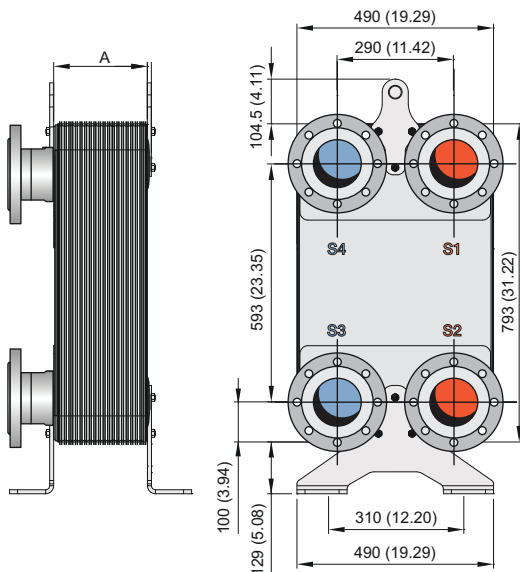
Standard data

	H, L, M: 0.69 (0.1823)
Volume per channel, litres (gal)	AH, AM (S1-S2): 0.86 (0.2272) AH, AM (S3-S4): 0.57 (0.1506)
Max. particle size, mm (inch)	1 (0.039)
Max. flowrate ¹ m ³ /h (gpm)	285 (1254.8)
Flow direction	Parallel
	CB: 10
Min. number of plates	CBH: 10 CBK: 20
	CB: 330
Max. number of plates	CBH: 300 CBK: 174

¹ Water at 5 m/s (16.4 ft/s) (connection velocity)

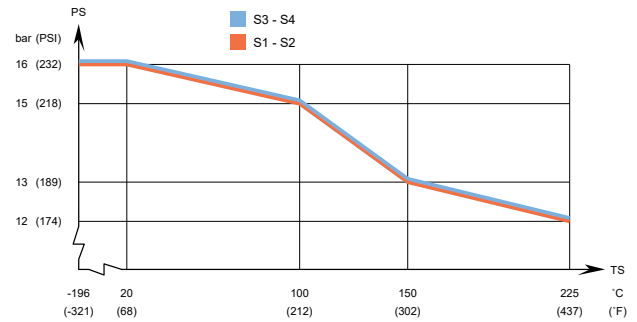
Dimensional drawing

Measurements in mm (inches)

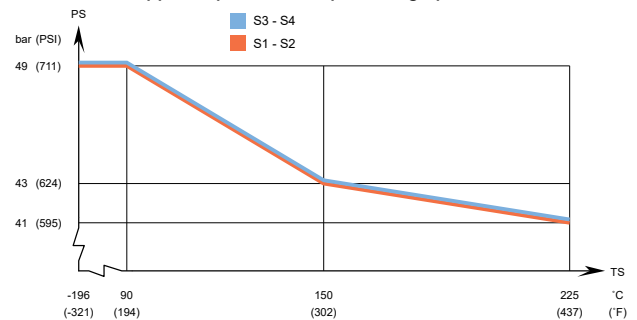


Design pressure and temperature

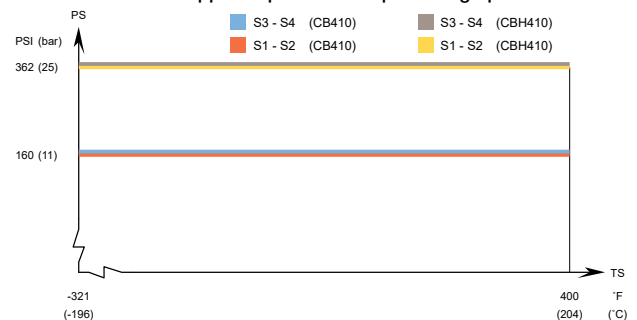
CBH410 – PED approval pressure/temperature graph



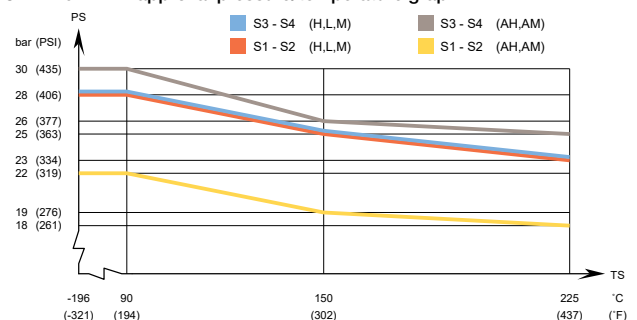
CBK410 – PED approval pressure/temperature graph



CBH410/CBH410 – UL approval pressure/temperature graph



CBH410 – PED approval pressure/temperature graph



Designed for full vacuum.

Alfa Laval plate heat exchangers are available with a wide range of pressure vessel approvals. Please contact your Alfa Laval representative for more information.

NOTE: Values above are to be used as an indication. For exact values, please use the drawing generated by the Alfa Laval configurator or contact your local Alfa Laval representative.

Alfa Laval CBP540

Brazed plate heat exchanger

Introduction

Alfa Laval CB brazed plate heat exchangers provide efficient heat transfer with a small footprint.

Applications

- HVAC heating and cooling
- Refrigeration
- Industrial heating and cooling

Benefits

- Compact
- Easy to install
- Self-cleaning
- Low level of service and maintenance is required
- All units are pressure and leak tested
- Gasket free

Branded Features



FlexFlow™

Superior thermal performance



IceSafe

Controlled, non-destructive freezing



PressureSecure

Unparalleled strength for demanding duties



REFuture

A future-proof investment for tomorrow's refrigerants



ValuePlus

Total support – with value-adding options to fit your needs

Design

The brazing material seals and holds the plates together at the contact points ensuring optimal heat transfer efficiency and pressure resistance. Using advanced design technologies and extensive verification guarantees the highest performance and longest possible service life.

Different pressure ratings are available for different needs.

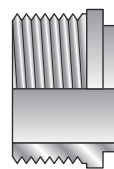
The P design is particularly suited for CO₂ applications.

Asymmetric channels provide optimal efficiency in the most compact design. This results in low refrigerant charge or lower pressure drop on the water or brine side, reducing the CO₂ footprint.

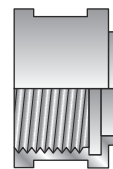


Based on standard components and a modular concept, including symmetric and asymmetric channels, each unit is custom-built to meet the specific requirements of each individual installation.

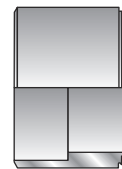
Examples of connections



External thread



Internal thread



Soldering

Technical data

Standard materials

Cover plates	Stainless steel
Connections	Stainless steel
Plates	Stainless steel
Brazing filler	Copper

Dimensions and weight

Dimensions and weight ¹

A measure (mm)	$16 + (2.64 * n)$
A measure (inches)	$0.63 + (0.10 * n)$
Weight (kg) ²	$16.6 + (0.99 * n)$
Weight (lb) ²	$36.60 + (2.18 * n)$

¹ n = number of plates

² Excluding connections

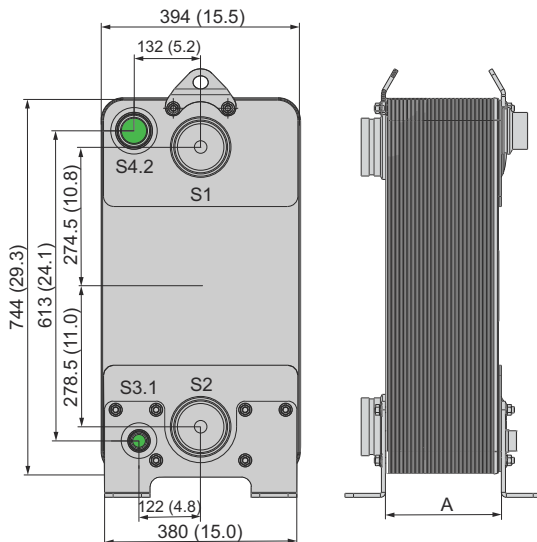
Standard data

Volume per channel, litres (gal)	S1-S2: 0.73 (0.1928)
	S3-S4: 0.56 (0.02481)
Max. particle size, mm (inch)	1 (0.039)
Max. flowrate ¹ m ³ /h (gpm)	280 (1232.8)
Flow direction	Parallel
Min. number of plates	10
Max. number of plates	330

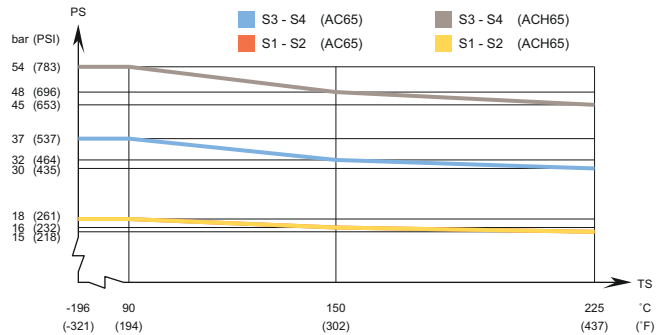
¹ Water at 7 m/s (23.0 ft/s) (connection velocity)

Dimensional drawing

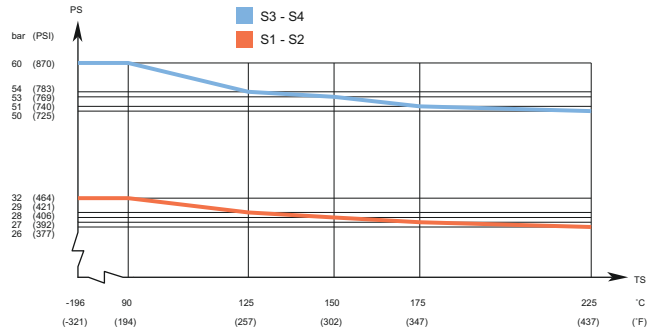
Measurements in mm (inches)



Design pressure and temperature



CBP540 – PED approval pressure/temperature graph



Designed for full vacuum.

Alfa Laval plate heat exchangers are available with a wide range of pressure vessel approvals. Please contact your Alfa Laval representative for more information.

NOTE: Values above are to be used as an indication. For exact values, please use the drawing generated by the Alfa Laval configurator or contact your local Alfa Laval representative.

This document and its contents are subject to copyrights and other intellectual property rights owned by Alfa Laval Corporate AB. No part of this document may be copied, re-produced or transmitted in any form or by any means, or for any purpose, without Alfa Laval Corporate AB's prior express written permission. Information and services provided in this document are made as a benefit and service to the user, and no representations or warranties are made about the accuracy or suitability of this information and these services for any purpose. All rights are reserved.

How to contact Alfa Laval

Up-to-date Alfa Laval contact details for all countries are always available on our website at www.alfalaval.com

Alfa Laval CB60 / CBH60 / CBP60

Brazed plate heat exchanger

Introduction

Alfa Laval CB brazed plate heat exchangers provide efficient heat transfer with a small footprint.

Applications

- HVAC heating and cooling
- Refrigeration
- Oil cooling
- Industrial heating and cooling

Benefits

- Compact
- Easy to install
- Self-cleaning
- Low level of service and maintenance is required
- All units are pressure and leak tested
- Gasket free

Design

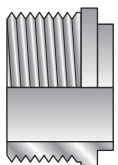
The brazing material seals and holds the plates together at the contact points ensuring optimal heat transfer efficiency and pressure resistance. Using advanced design technologies and extensive verification guarantees the highest performance and longest possible service life.

Different pressure ratings are available for different needs.

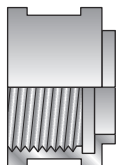
The unit can be supplied with a refrigerant distribution system for optimal evaporator performance.

Based on standard components and a modular concept, each unit is custom-built to meet the specific requirements of each individual installation.

Examples of connections



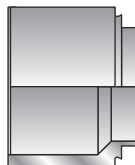
External thread



Internal thread



Soldering



Welding



Technical data

Standard materials

Cover plates	Stainless steel
Connections	Stainless steel
Plates	Stainless steel
Brazing filler	Copper

Dimensions and weight

Dimensions and weight ¹

A measure (mm)	CB, CBH: $13 + (2.32 * n)$ CBP: $15 + (2.32 * n)$
A measure (inches)	CB, CBH: $0.51 + (0.09 * n)$ $n)^2$ CBP: $0.59 + (0.09 * n)$
Weight (kg) ³	CB, CBH: $2.1 + (0.18 * n)^2$ CBP: $2.26 + (0.18 * n)$
Weight (lb) ³	CB, CBH: $4.63 + (0.40 * n)$ CBP: $4.98 + (0.40 * n)$

¹ n = number of plates

² Excluding reinforcement

³ Excluding connections

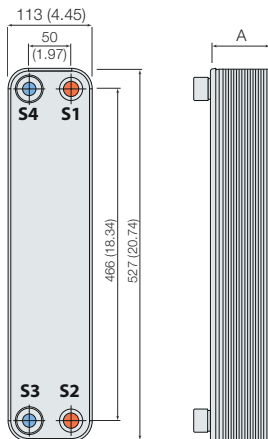
Standard data

Volume per channel, litres (gal)	0.103 (0.0272)
Max. particle size, mm (inch)	1 (0.039)
Max. flowrate ¹ m ³ /h (gpm)	14 (61.6)
Flow direction	Parallel
Min. number of plates	4
Max. number of plates	150

¹ Water at 5 m/s (16.4 ft/s) (connection velocity)

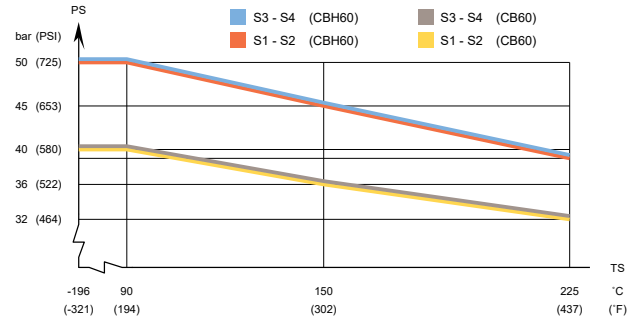
Dimensional drawing

Measurements in mm (inches)

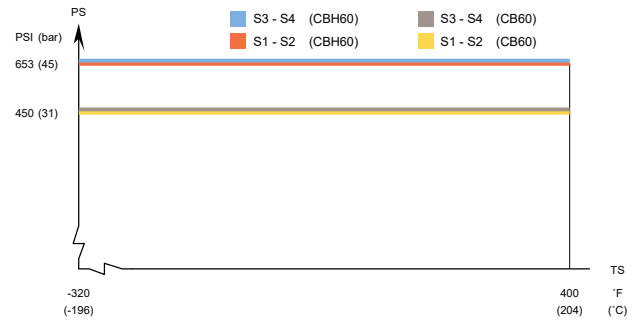


Design pressure and temperature

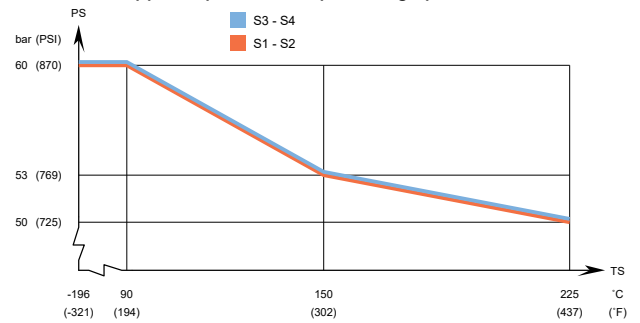
CB60/CBH60 – PED approval pressure/temperature graph



CB60/CBH60 – UL approval pressure/temperature graph



CBP60 – PED approval pressure/temperature graph



Designed for full vacuum.

Alfa Laval plate heat exchangers are available with a wide range of pressure vessel approvals. Please contact your Alfa Laval representative for more information.

NOTE: Values above are to be used as an indication. For exact values, please use the drawing generated by the Alfa Laval configurator or contact your local Alfa Laval representative.

This document and its contents are subject to copyrights and other intellectual property rights owned by Alfa Laval Corporate AB. No part of this document may be copied, re-produced or transmitted in any form or by any means, or for any purpose, without Alfa Laval Corporate AB's prior express written permission. Information and services provided in this document are made as a benefit and service to the user, and no representations or warranties are made about the accuracy or suitability of this information and these services for any purpose. All rights are reserved.

How to contact Alfa Laval

Up-to-date Alfa Laval contact details for all countries are always available on our website at www.alfalaval.com



Alfa Laval CB62 / CBH62 / CBK62

Brazed plate heat exchanger

Introduction

Alfa Laval CB brazed plate heat exchangers provide efficient heat transfer with a small footprint.

Applications

- HVAC heating and cooling
- Refrigeration
- Oil cooling
- Industrial heating and cooling

Benefits

- Compact
- Easy to install
- Self-cleaning
- Low level of service and maintenance is required
- All units are pressure and leak tested
- Gasket free

Branded Features



FlexFlow™

Superior thermal performance



IceSafe

Controlled, non-destructive freezing



PressureSecure

Unparalleled strength for demanding duties



REFuture

A future-proof investment for tomorrow's refrigerants



ValuePlus

Total support – with value-adding options to fit your needs

Design

The brazing material seals and holds the plates together at the contact points ensuring optimal heat transfer efficiency and pressure resistance. Using advanced design technologies and extensive verification guarantees the highest performance and longest possible service life.

Different pressure ratings are available for different needs.

The unit can be supplied with a refrigerant distribution system for optimal evaporator performance.

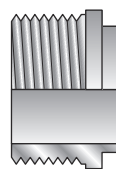
Asymmetric channels provide optimal efficiency in the most compact design. This results in low refrigerant charge or lower



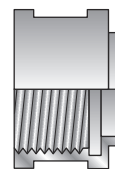
pressure drop on the water or brine side, reducing the CO₂ footprint.

Based on standard components and a modular concept, including symmetric and asymmetric channels, each unit is custom-built to meet the specific requirements of each individual installation.

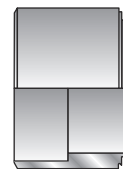
Examples of connections



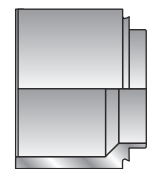
External thread



Internal thread



Soldering



Welding

Technical data

Standard materials

Cover plates	Stainless steel
Connections	Stainless steel
Plates	Stainless steel
Brazing filler	Copper

Dimensions and weight

Dimensions and weight ¹

A measure (mm)	13 + (1.98 * n)
A measure (inches)	0.51 + (0.08 * n)
Weight (kg) ²	2.1 + (0.18 * n)
Weight (lb) ²	4.63 + (0.40 * n)

¹ n = number of plates

² Excluding connections

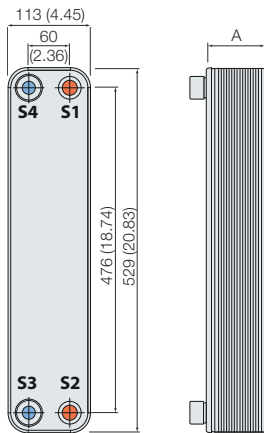
Standard data

Volume per channel, litres (gal)	AH (S1-S2): 0.104 (0.0275) AH (S3-S4): 0.084 (0.0222) H: 0.094 (0.0248)
Max. particle size, mm (inch)	1 (0.039)
Max. flowrate ¹ m ³ /h (gpm)	8.8 (38.7)
Flow direction	Parallel
Min. number of plates	4
Max. number of plates	150

¹ Water at 5 m/s (16.4 ft/s) (connection velocity)

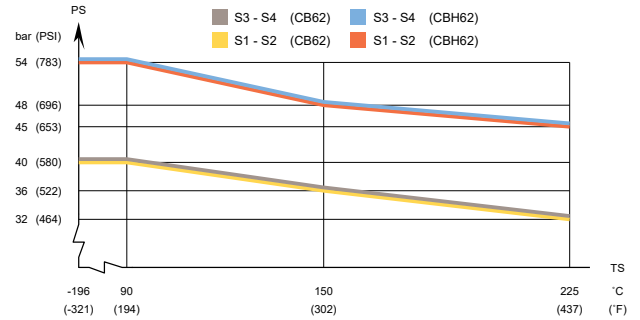
Dimensional drawing

Measurements in mm (inches)

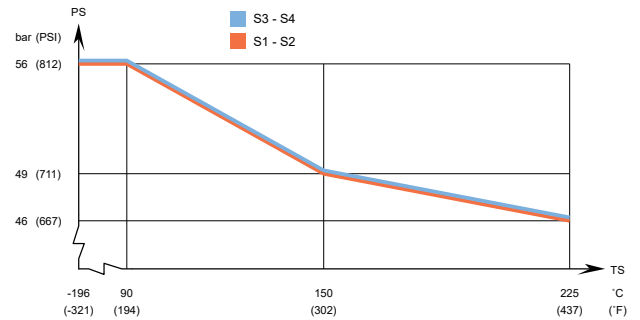


Design pressure and temperature

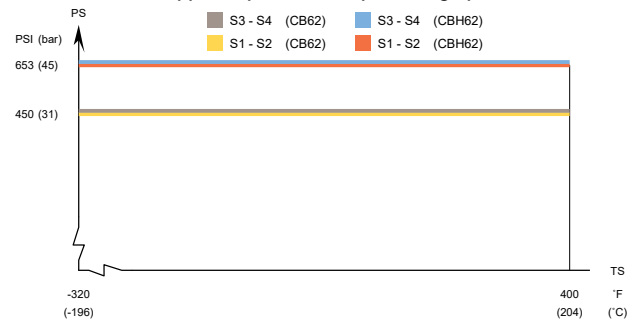
CB62/CBH62 – PED approval pressure/temperature graph



CBK62 – PED approval pressure/temperature graph



CB62/CBH62 – UL approval pressure/temperature graph



Designed for full vacuum.

Alfa Laval plate heat exchangers are available with a wide range of pressure vessel approvals. Please contact your Alfa Laval representative for more information.

NOTE: Values above are to be used as an indication. For exact values, please use the drawing generated by the Alfa Laval configurator or contact your local Alfa Laval representative.

This document and its contents are subject to copyrights and other intellectual property rights owned by Alfa Laval Corporate AB. No part of this document may be copied, re-produced or transmitted in any form or by any means, or for any purpose, without Alfa Laval Corporate AB's prior express written permission. Information and services provided in this document are made as a benefit and service to the user, and no representations or warranties are made about the accuracy or suitability of this information and these services for any purpose. All rights are reserved.

How to contact Alfa Laval

Up-to-date Alfa Laval contact details for all countries are always available on our website at www.alfalaval.com



Alfa Laval CB65 / CBH65

Brazed plate heat exchanger

Introduction

Alfa Laval CB brazed plate heat exchangers provide efficient heat transfer with a small footprint.

Applications

- HVAC heating and cooling
- Refrigeration
- Oil cooling
- Industrial heating and cooling

Benefits

- Compact
- Easy to install
- Self-cleaning
- Low level of service and maintenance is required
- All units are pressure and leak tested
- Gasket free

Branded Features



FlexFlow™ Superior thermal performance



IceSafe Controlled, non-destructive freezing



PressureSecure Unparalleled strength for demanding duties



REFuture A future-proof investment for tomorrow's refrigerants



ValuePlus Total support – with value-adding options to fit your needs

Design

The brazing material seals and holds the plates together at the contact points ensuring optimal heat transfer efficiency and pressure resistance. Using advanced design technologies and extensive verification guarantees the highest performance and longest possible service life.

Different pressure ratings are available for different needs.

The unit can be supplied with a refrigerant distribution system for optimal evaporator performance.

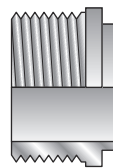
Asymmetric channels provide optimal efficiency in the most compact design. This results in low refrigerant charge or lower



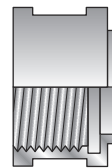
pressure drop on the water or brine side, reducing the CO₂ footprint.

Based on standard components and a modular concept, each unit is custom-built to meet the specific requirements of each individual installation.

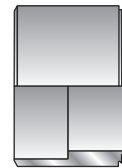
Examples of connections



External thread



Internal thread



Soldering

Technical data

Standard materials

Cover plates	Stainless steel
Connections	Stainless steel
Plates	Stainless steel
Brazing filler	Copper

Dimensions and weight

Dimensions and weight ¹

A measure (mm)	$11.5 + (1.4 * n)$
A measure (inches)	$0.45 + (0.06 * n)$
Weight (kg) ²	$2.1 + (0.14 * n)$
Weight (lb) ²	$4.63 + (0.31 * n)$

¹ n = number of plates

² Excluding connections

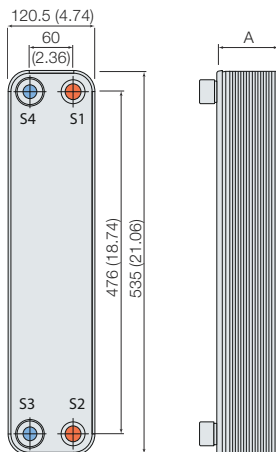
Standard data

Volume per channel, litres (gal)	(S1-S2): 0.088 (0.0232) (S3-S4): 0.046 (0.0122)
Max. particle size, mm (inch)	0.7 (0.028)
Max. flowrate ¹ m ³ /h (gpm)	8.8 (38.7)
Flow direction	Parallel
Min. number of plates	10
Max. number of plates	150

¹ Water at 5 m/s (16.4 ft/s) (connection velocity)

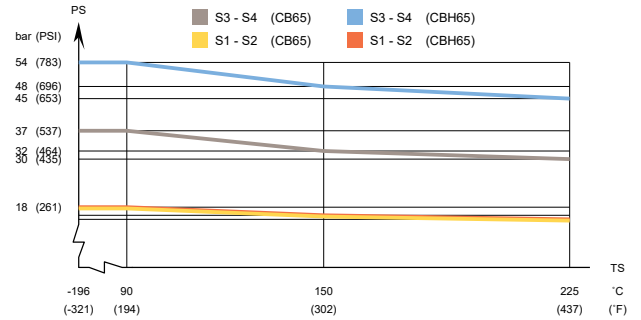
Dimensional drawing

Measurements in mm (inches)



Design pressure and temperature

CB65/CBH65 – PED approval pressure/temperature graph



Designed for full vacuum.

Alfa Laval plate heat exchangers are available with a wide range of pressure vessel approvals. Please contact your Alfa Laval representative for more information.

NOTE: Values above are to be used as an indication. For exact values, please use the drawing generated by the Alfa Laval configurator or contact your local Alfa Laval representative.

This document and its contents are subject to copyrights and other intellectual property rights owned by Alfa Laval Corporate AB. No part of this document may be copied, re-produced or transmitted in any form or by any means, or for any purpose, without Alfa Laval Corporate AB's prior express written permission. Information and services provided in this document are made as a benefit and service to the user, and no representations or warranties are made about the accuracy or suitability of this information and these services for any purpose. All rights are reserved.

How to contact Alfa Laval

Up-to-date Alfa Laval contact details for all countries are always available on our website at www.alfalaval.com

Alfa Laval CBXP27

Brazed plate heat exchanger for air conditioning and refrigeration

Introduction

Alfa Laval CB brazed plate heat exchangers provide efficient heat transfer with a small footprint.

Applications

- Refrigeration
- Industrial heating and cooling

Benefits

- Compact
- Easy to install
- Self-cleaning
- Low level of service and maintenance is required
- All units are pressure and leak tested
- Gasket free

Design

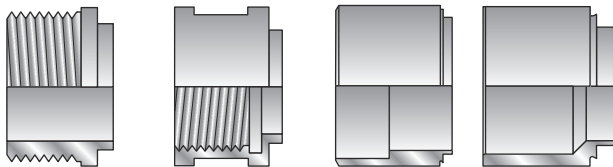
The brazing material seals and holds the plates together at the contact points ensuring optimal heat transfer efficiency and pressure resistance. Using advanced design technologies and extensive verification guarantees the highest performance and longest possible service life.

The XP design is particularly suited for CO₂ applications.

The unit can be supplied with a refrigerant distribution system for optimal evaporator performance.

Based on standard components and a modular concept, each unit is custom-built to meet the specific requirements of each individual installation.

Examples of connections



External thread

Internal thread

Soldering

Welding



Technical data

Standard materials

Cover plates	Stainless steel
Connections	Stainless steel
Plates	Stainless steel
Brazing filler	Copper

Dimensions and weight

Dimensions and weight ¹

A measure (mm)	13 + (2.4 * n)
A measure (inches)	0.51 + (0.09 * n)
Weight (kg) ²	2 + (0.13 * n)
Weight (lb) ²	4.41 + (0.29 * n)

¹ n = number of plates

² Excluding connections

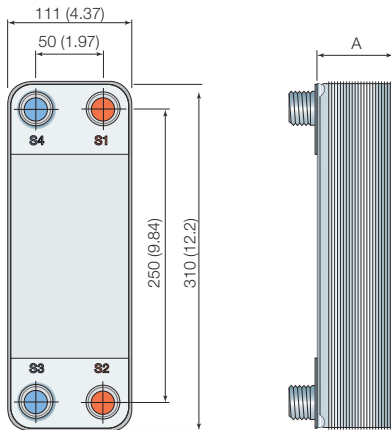
Standard data

Volume per channel, litres (gal)	0.05 (0.0132)
Max. particle size, mm (inch)	1.2 (0.047)
Max. flowrate ¹ m ³ /h (gpm)	14 (61.6)
Flow direction	Parallel
Min. number of plates	6
Max. number of plates	150

¹ Water at 5 m/s (16.4 ft/s) (connection velocity)

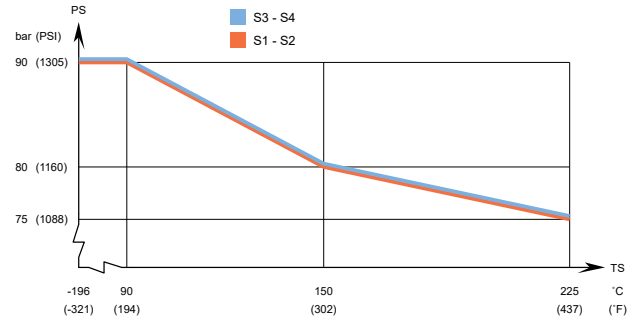
Dimensional drawing

Measurements in mm (inches)

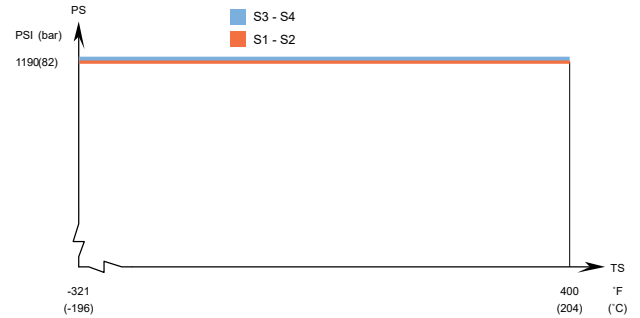


Design pressure and temperature

CBXP27 – PED approval pressure/temperature graph



CBXP27 – UL approval pressure/temperature graph



Designed for full vacuum.

Alfa Laval plate heat exchangers are available with a wide range of pressure vessel approvals. Please contact your Alfa Laval representative for more information.

NOTE: Values above are to be used as an indication. For exact values, please use the drawing generated by the Alfa Laval configurator or contact your local Alfa Laval representative.

This document and its contents are subject to copyrights and other intellectual property rights owned by Alfa Laval Corporate AB. No part of this document may be copied, re-produced or transmitted in any form or by any means, or for any purpose, without Alfa Laval Corporate AB's prior express written permission. Information and services provided in this document are made as a benefit and service to the user, and no representations or warranties are made about the accuracy or suitability of this information and these services for any purpose. All rights are reserved.

How to contact Alfa Laval

Up-to-date Alfa Laval contact details for all countries are always available on our website at www.alfalaval.com

Alfa Laval CBXP52

Brazed plate heat exchanger for extra high-pressure requirements

Introduction

Alfa Laval CB brazed plate heat exchangers provide efficient heat transfer with a small footprint.

Applications

- Refrigeration
- Industrial heating and cooling

Benefits

- Compact
- Easy to install
- Self-cleaning
- Low level of service and maintenance is required
- All units are pressure and leak tested
- Gasket free

Design

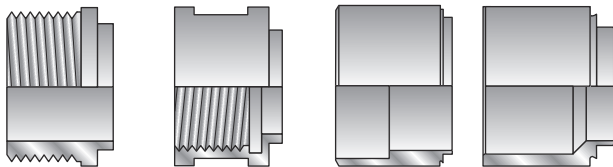
The brazing material seals and holds the plates together at the contact points ensuring optimal heat transfer efficiency and pressure resistance. Using advanced design technologies and extensive verification guarantees the highest performance and longest possible service life.

The XP design is particularly suited for CO₂ applications.

The unit can be supplied with a refrigerant distribution system for optimal evaporator performance.

Based on standard components and a modular concept, each unit is custom-built to meet the specific requirements of each individual installation.

Examples of connections



External thread

Internal thread

Soldering

Welding



Technical data

Standard materials

Cover plates	Stainless steel
Connections	Stainless steel
Plates	Stainless steel
Brazing filler	Copper

Dimensions and weight

Dimensions and weight ¹

A measure (mm)	$14 + (2.37 * n)$
A measure (inches)	$0.55 + (0.09 * n)$
Weight (kg) ²	$2.5 + (0.22 * n)$
Weight (lb) ²	$5.51 + (0.49 * n)$

¹ n = number of plates

² Excluding connections

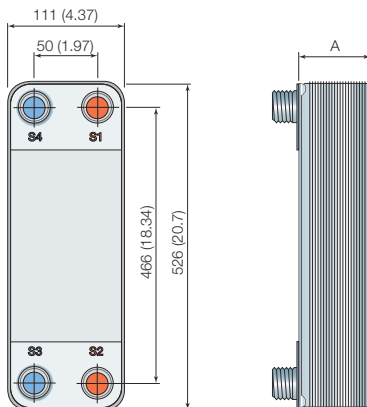
Standard data

Volume per channel, litres (gal)	0.095 (0.0251)
Max. particle size, mm (inch)	1.2 (0.047)
Max. flowrate ¹ m ³ /h (gpm)	14 (61.6)
Flow direction	Parallel
Min. number of plates	6
Max. number of plates	150

¹ Water at 5 m/s (16.4 ft/s) (connection velocity)

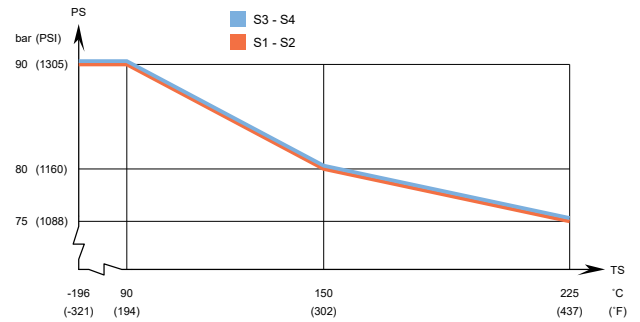
Dimensional drawing

Measurements in mm (inches)

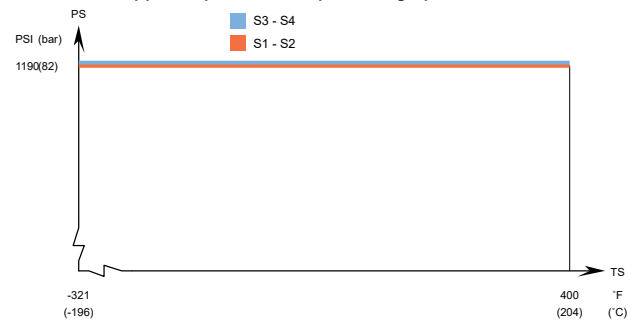


Design pressure and temperature

CBXP52 – PED approval pressure/temperature graph



CBXP52 – UL approval pressure/temperature graph



Designed for full vacuum.

Alfa Laval plate heat exchangers are available with a wide range of pressure vessel approvals. Please contact your Alfa Laval representative for more information.

NOTE: Values above are to be used as an indication. For exact values, please use the drawing generated by the Alfa Laval configurator or contact your local Alfa Laval representative.

This document and its contents are subject to copyrights and other intellectual property rights owned by Alfa Laval Corporate AB. No part of this document may be copied, re-produced or transmitted in any form or by any means, or for any purpose, without Alfa Laval Corporate AB's prior express written permission. Information and services provided in this document are made as a benefit and service to the user, and no representations or warranties are made about the accuracy or suitability of this information and these services for any purpose. All rights are reserved.

How to contact Alfa Laval

Up-to-date Alfa Laval contact details for all countries are always available on our website at www.alfalaval.com



Alfa Laval CB10 / CBH10

Brazed plate heat exchanger

Introduction

Alfa Laval CB brazed plate heat exchangers provide efficient heat transfer with a small footprint.

Applications

- HVAC heating and cooling
- Oil cooling
- Industrial heating and cooling

Benefits

- Compact
- Easy to install
- Self-cleaning
- Low level of service and maintenance is required
- All units are pressure and leak tested
- Gasket free

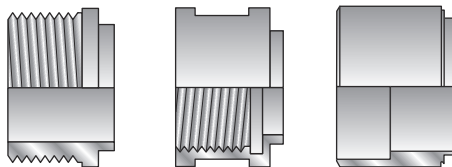
Design

The brazing material seals and holds the plates together at the contact points ensuring optimal heat transfer efficiency and pressure resistance. Using advanced design technologies and extensive verification guarantees the highest performance and longest possible service life.

Different pressure ratings are available for different needs.

Based on standard components and a modular concept, including symmetric and asymmetric channels, each unit is custom-built to meet the specific requirements of each individual installation.

Examples of connections



External thread

Internal thread

Soldering



Technical data

Standard materials

Cover plates	Stainless steel
Connections	Stainless steel
Plates	Stainless steel
Brazing filler	Copper

Dimensions and weight

Dimensions and weight ¹

A measure (mm)	$7 + (2.16 * n)$
A measure (inches)	$0.28 + (0.09 * n)$
Weight (kg) ²	$0.132 + (0.04 * n)$
Weight (lb) ²	$0.29 + (0.09 * n)$

¹ n = number of plates

² Excluding connections

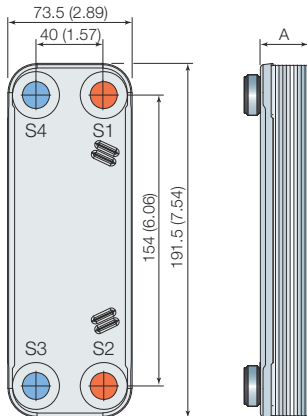
Standard data

	A (S1-S2): 0.02734 (0.0072)
Volume per channel, litres (gal)	A (S3-S4): 0.02734 (0.0072)
	H: 0.02481 (0.0066)
Max. particle size, mm (inch)	1.1 (0.043)
Max. flowrate ¹ m ³ /h (gpm)	4.1 (18.1)
Flow direction	Parallel
Min. number of plates	4
Max. number of plates	60

¹ Water at 5 m/s (16.4 ft/s) (connection velocity)

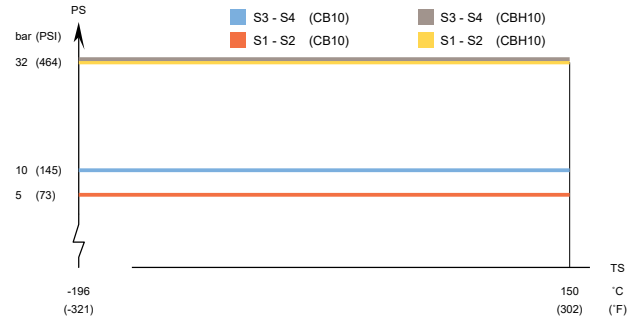
Dimensional drawing

Measurements in mm (inches)

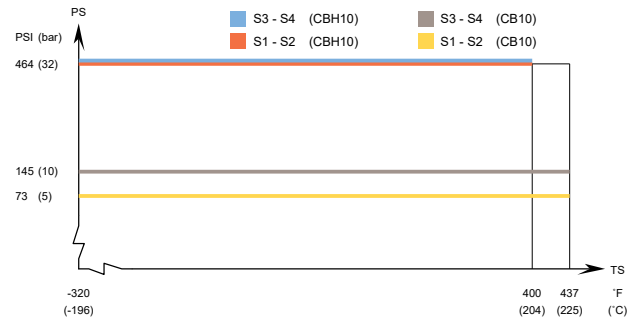


Design pressure and temperature

CB10/CBH10 – PED approval pressure/temperature graph



CB10/CBH10 – UL approval pressure/temperature graph



Designed for full vacuum.

Alfa Laval plate heat exchangers are available with a wide range of pressure vessel approvals. Please contact your Alfa Laval representative for more information.

NOTE: Values above are to be used as an indication. For exact values, please use the drawing generated by the Alfa Laval configurator or contact your local Alfa Laval representative.

This document and its contents are subject to copyrights and other intellectual property rights owned by Alfa Laval Corporate AB. No part of this document may be copied, re-produced or transmitted in any form or by any means, or for any purpose, without Alfa Laval Corporate AB's prior express written permission. Information and services provided in this document are made as a benefit and service to the user, and no representations or warranties are made about the accuracy or suitability of this information and these services for any purpose. All rights are reserved.

How to contact Alfa Laval

Up-to-date Alfa Laval contact details for all countries are always available on our website at www.alfalaval.com

Alfa Laval CB11 / CBH11

Brazed plate heat exchanger

Introduction

Alfa Laval CB brazed plate heat exchangers provide efficient heat transfer with a small footprint.

Applications

- HVAC heating and cooling
- Oil cooling
- Industrial heating and cooling

Benefits

- Compact
- Easy to install
- Self-cleaning
- Low level of service and maintenance is required
- All units are pressure and leak tested
- Gasket free

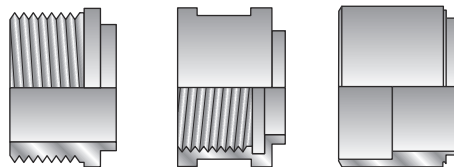
Design

The brazing material seals and holds the plates together at the contact points ensuring optimal heat transfer efficiency and pressure resistance. Using advanced design technologies and extensive verification guarantees the highest performance and longest possible service life.

Different pressure ratings are available for different needs.

Based on standard components and a modular concept, including symmetric and asymmetric channels, each unit is custom-built to meet the specific requirements of each individual installation.

Examples of connections



External thread

Internal thread

Soldering



Technical data

Standard materials

Cover plates	Stainless steel
Connections	Stainless steel
Plates	Stainless steel
Brazing filler	Copper

Dimensions and weight

Dimensions and weight ¹

A measure (mm)	$7.4 + (2.14 * n)$
A measure (inches)	$0.29 + (0.08 * n)$
Weight (kg) ²	$0.132 + (0.04 * n)$
Weight (lb) ²	$0.29 + (0.09 * n)$

¹ n = number of plates

² Excluding connections

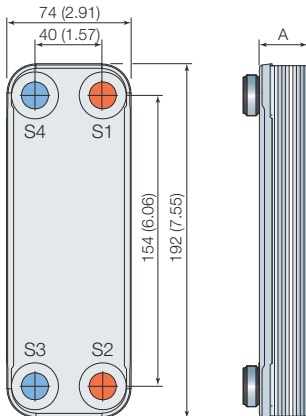
Standard data

Volume per channel, litres (gal)	A (S1-S2): 0.02531 (0.02531) A (S3-S4): 0.02431 (0.0064)
Max. particle size, mm (inch)	1.2 (0.047)
Max. flowrate ¹ m ³ /h (gpm)	2.8 (12.3)
Flow direction	Parallel
Min. number of plates	4
Max. number of plates	60

¹ Water at 5 m/s (16.4 ft/s) (connection velocity)

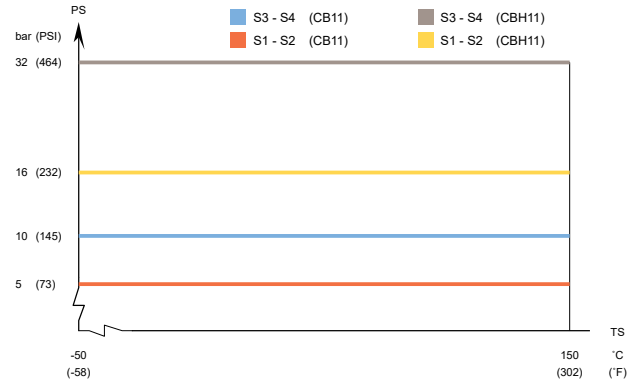
Dimensional drawing

Measurements in mm (inches)



Design pressure and temperature

CB11/CBH11 – PED approval pressure/temperature graph



Designed for full vacuum.

Alfa Laval plate heat exchangers are available with a wide range of pressure vessel approvals. Please contact your Alfa Laval representative for more information.

NOTE: Values above are to be used as an indication. For exact values, please use the drawing generated by the Alfa Laval configurator or contact your local Alfa Laval representative.

This document and its contents are subject to copyrights and other intellectual property rights owned by Alfa Laval Corporate AB. No part of this document may be copied, re-produced or transmitted in any form or by any means, or for any purpose, without Alfa Laval Corporate AB's prior express written permission. Information and services provided in this document are made as a benefit and service to the user, and no representations or warranties are made about the accuracy or suitability of this information and these services for any purpose. All rights are reserved.

How to contact Alfa Laval

Up-to-date Alfa Laval contact details for all countries are always available on our website at www.alfalaval.com

Alfa Laval CB16 / CBH16

Brazed plate heat exchanger

Introduction

Alfa Laval CB brazed plate heat exchangers provide efficient heat transfer with a small footprint.

Applications

- HVAC heating and cooling
- Oil cooling
- Industrial heating and cooling

Benefits

- Compact
- Easy to install
- Self-cleaning
- Low level of service and maintenance is required
- All units are pressure and leak tested
- Gasket free

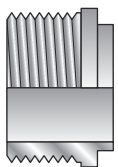
Design

The brazing material seals and holds the plates together at the contact points ensuring optimal heat transfer efficiency and pressure resistance. Using advanced design technologies and extensive verification guarantees the highest performance and longest possible service life.

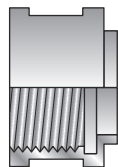
Different pressure ratings are available for different needs.

Based on standard components and a modular concept, including symmetric and asymmetric channels, each unit is custom-built to meet the specific requirements of each individual installation.

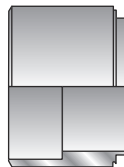
Examples of connections



External thread



Internal thread



Soldering



Technical data

Standard materials

Cover plates	Stainless steel
Connections	Stainless steel
Plates	Stainless steel
Brazing filler	Copper

Dimensions and weight

Dimensions and weight ¹

A measure (mm)	$7 + (2.16 * n)$
A measure (inches)	$0.28 + (0.09 * n)$
Weight (kg) ²	$0.138 + (0.04 * n)$
Weight (lb) ²	$0.30 + (0.09 * n)$

¹ n = number of plates

² Excluding connections

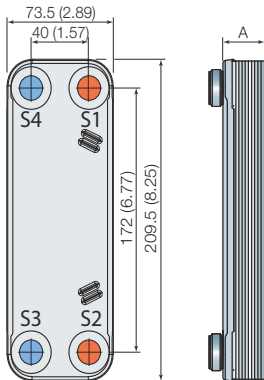
Standard data

	A (S1-S2): 0.03004 (0.0079)
Volume per channel, litres (gal)	A (S3-S4): 0.02425 (0.0064) H: 0.02716 (0.0072)
Max. particle size, mm (inch)	1.1 (0.043)
Max. flowrate ¹ m ³ /h (gpm)	4.1 (18.1)
Flow direction	Parallel
Min. number of plates	4
Max. number of plates	60

¹ Water at 5 m/s (16.4 ft/s) (connection velocity)

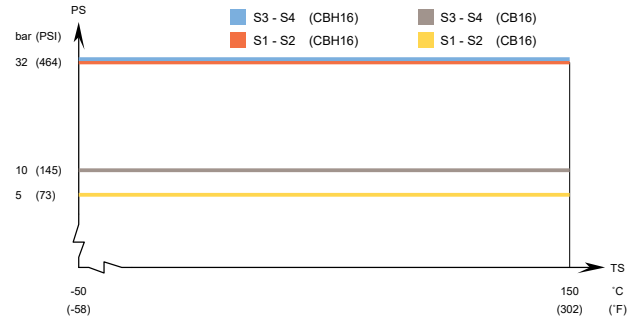
Dimensional drawing

Measurements in mm (inches)

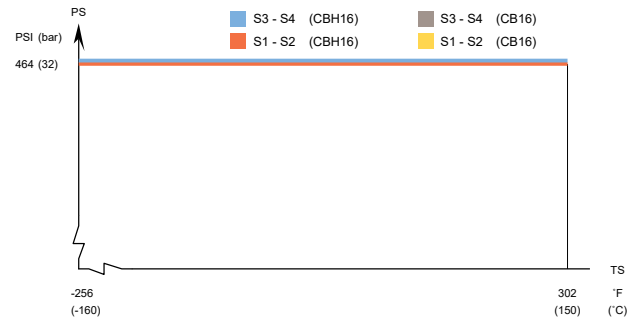


Design pressure and temperature

CB16/CBH16 – PED approval pressure/temperature graph



CB16 – UL/CRN approval pressure/temperature graph



Designed for full vacuum.

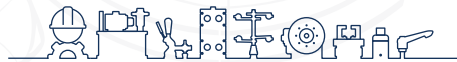
Alfa Laval plate heat exchangers are available with a wide range of pressure vessel approvals. Please contact your Alfa Laval representative for more information.

NOTE: Values above are to be used as an indication. For exact values, please use the drawing generated by the Alfa Laval configurator or contact your local Alfa Laval representative.

This document and its contents are subject to copyrights and other intellectual property rights owned by Alfa Laval Corporate AB. No part of this document may be copied, re-produced or transmitted in any form or by any means, or for any purpose, without Alfa Laval Corporate AB's prior express written permission. Information and services provided in this document are made as a benefit and service to the user, and no representations or warranties are made about the accuracy or suitability of this information and these services for any purpose. All rights are reserved.

How to contact Alfa Laval

Up-to-date Alfa Laval contact details for all countries are always available on our website at www.alfalaval.com



inf @ /CESEHSA.com.mx

